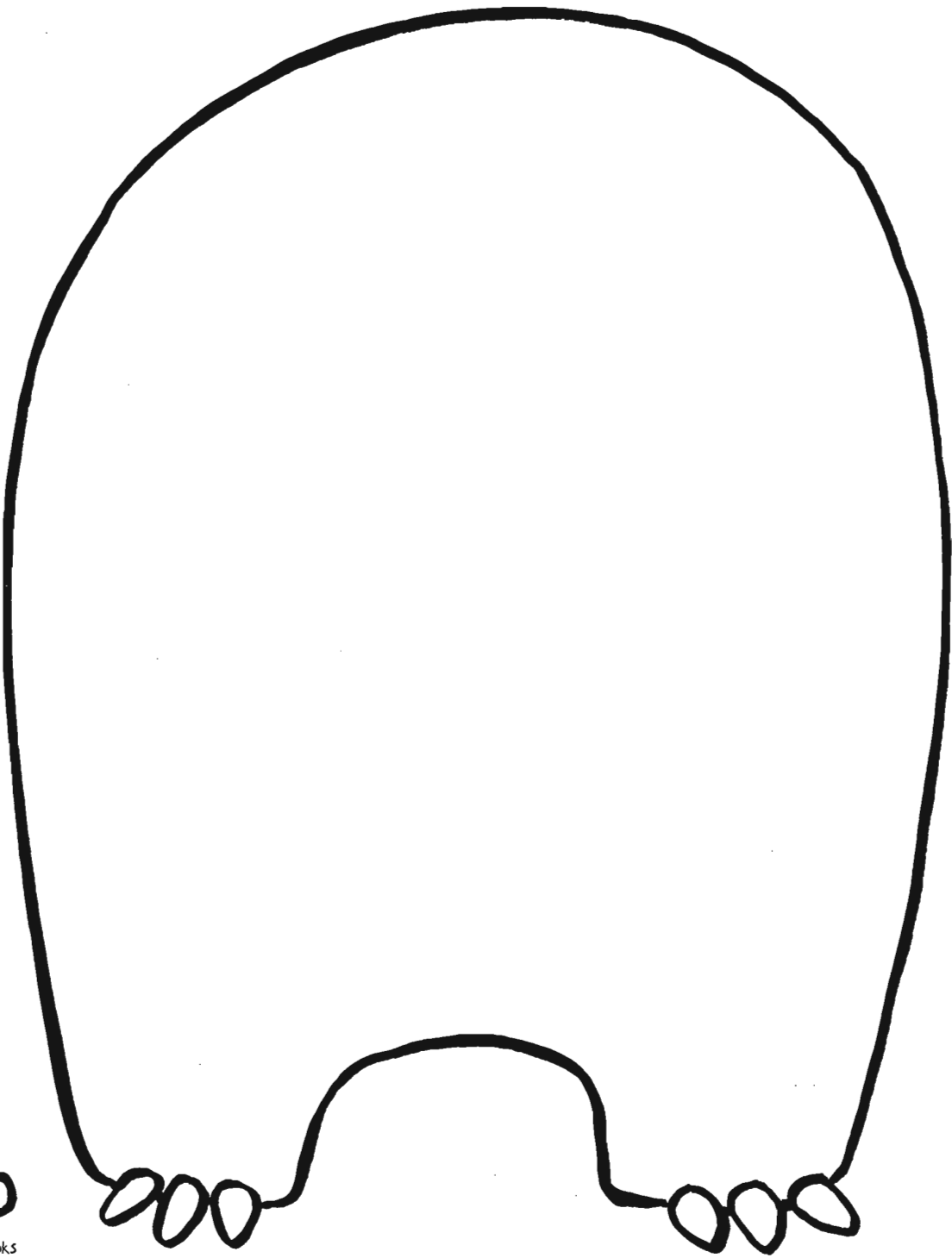


Make your own
MONSTER!

By _____



©2009 by Sarah McIntyre jabbervorks.co.uk


d b
FICKLING
David Fickling Books

My monster's name is _____

Ideas for MONSTER MAYHEM!


after you've read MORRIS THE MANKIEST MONSTER
by Giles Andreae & Sarah McIntyre

Decorate the MAKE YOUR OWN MONSTER sheet with pieces cut from the BITS AND BOBS page. Use extra craft supplies for more fun. (For something simpler, just colour in the monster sheet.)




MONSTER MASH PARTY! Print 'Make your own Monster' sheets onto different colours of paper, cut them out and glue them to a poster. Have everyone gather round and add bits together. Cut out bits of faces from magazines for added weirdness.


SHAPES GAME! Cut shapes out of coloured paper... geometric or just weird and wonderful. Use the 'Bits and bobs' sheet to turn the shapes into unusual creatures. Any shape can turn into a monster!



PIN THE EYEBALL ON THE MONSTER!
The rules work the same as the traditional party game, 'Pin the tail on the donkey', but it's way more fun playing with disembodied eyeballs....



Did you see what Morris the Mankiest Monster had on his kitchen shelves? Ew! (But funny, too!) Design your own jar label for a particularly **REPULSIVE SNACK**. You can look at real food jars and cereal boxes for packaging ideas, then then make everything very manky! Look at the green mould pattern in the book's end papers. Deesign a fabric to cover the jar tops that gives a clue about what's inside.



If lots of people make jars, you can line them up like they're on a shelf, maybe along the bottom of a bulletin board.



Or you could make your own labels and stick them on real jars! What horrors await?!

MY MONSTER

lives in _____



Its favourite horrible snack

Its most disgusting habit is _____

Yuck!



What **MANKY TREATS** does a **MONSTER** keep in its pantry?

Does the fabric cover have a manky pattern?

What's in the jar?

Design a label!

Special offer?
Warning label?

Are there any really nasty bits stuck at the bottom?



David Fickling Books

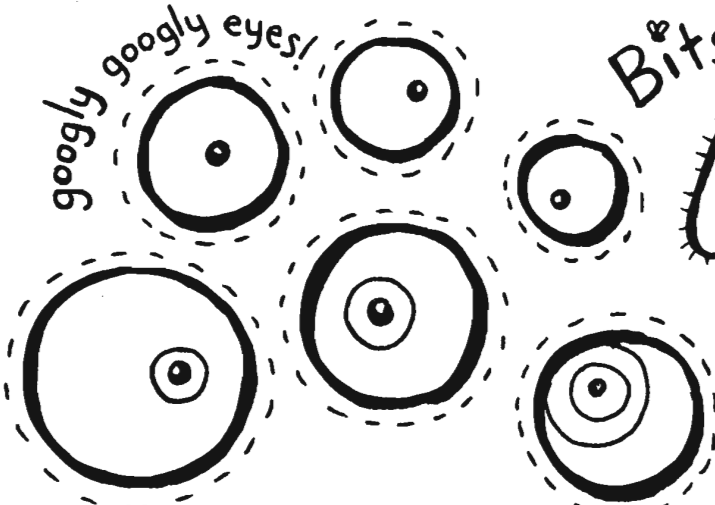
©2009 by Sarah McIntyre jabberworks.co.uk

Bits and bobs for your

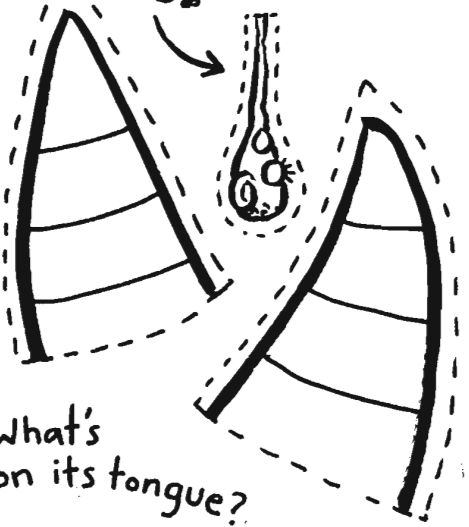
MONSTER

(or make up your own!)

googly googly eyes!





Ew, bogey!



What's on its tongue?



Rawr!




Boo!



d/b
FICKLING

David Fickling Books



MORRIS THE MANKIEST MONSTER
by Giles Andreae & Sarah McIntyre




In case your monster gets cold



creepy crawlies!

PIN THE EYEBALL ON THE
MONSTER!

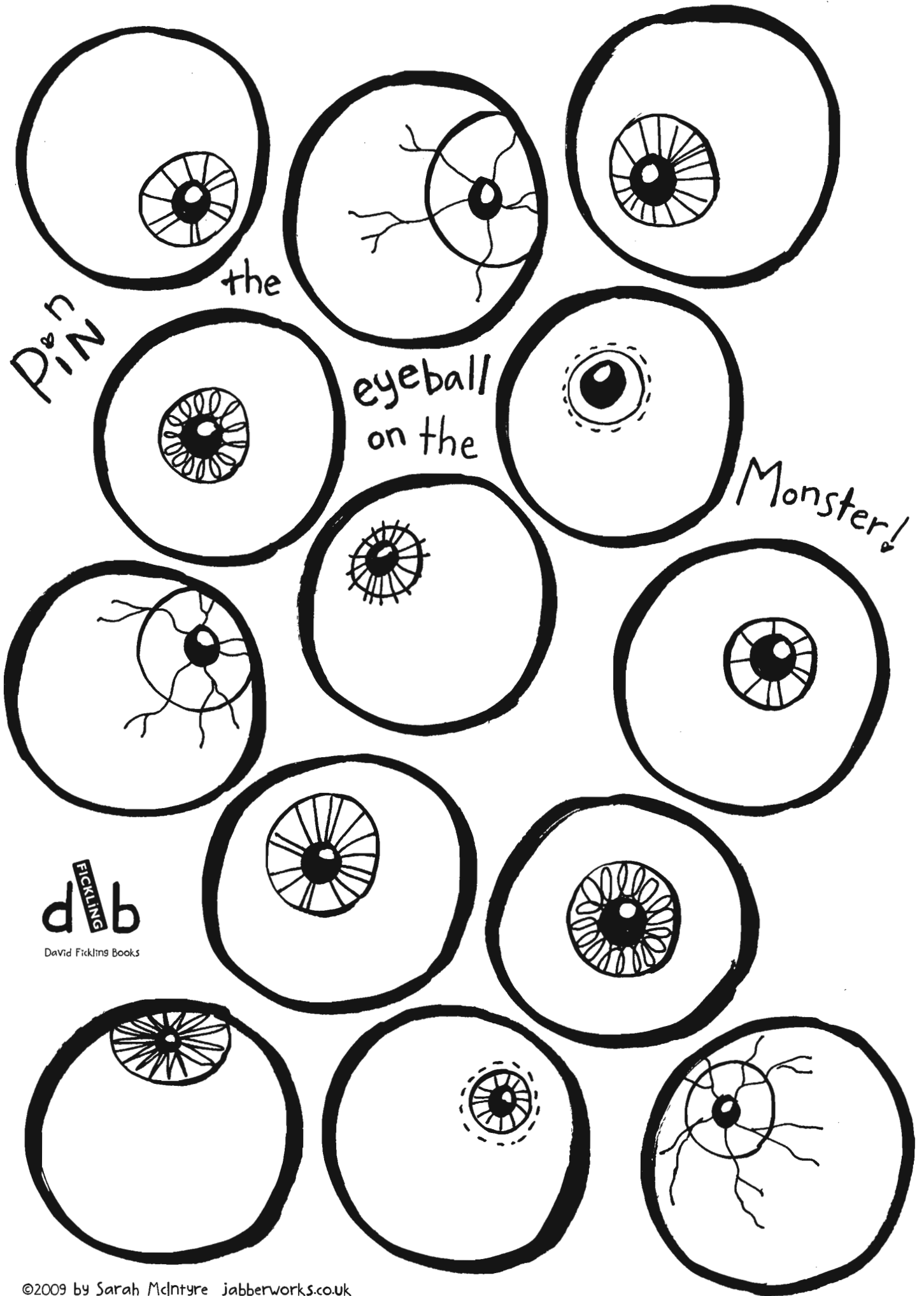


P&N

the

eyeball
on the

Monster!



d b
FICKLING

David Fickling Books