

## FACTOR TREE

**OBJECTIVE:** to improve ability to multiply any number

**LEARNING LINK:** auditory

**ORGANISATION:** maths buddies

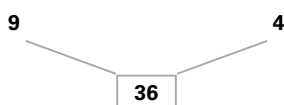
**RESOURCES:** paper and pencils

### WHAT TO DO

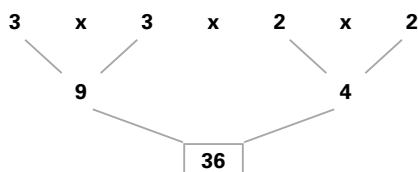
- Grow a factor tree together.
- Begin by planting a product, for example 36.

36

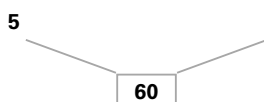
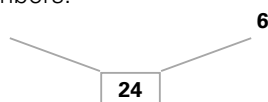
- Next decide on two factors for your product – these are the first row of branches in your factor tree.



- Now find factors for the first row of numbers.




- Keep finding factors until the only factors left are one.
- All the factors in the last row of the tree should equal 36.
- Now look at these factor trees and fill in the missing numbers.



### NOW TRY THIS

Try growing your own factor trees for other numbers, for example 48, 54, 64, 72.



## MULTIPLICATION GRIDS

**OBJECTIVE:** to improve ability to multiply any number

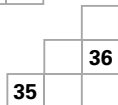
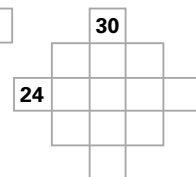

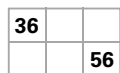
**LEARNING LINK:** auditory

**ORGANISATION:** maths buddies

**RESOURCES:** photocopiable page 58: Multiplication grid; pencils; rulers; squared paper

### WHAT TO DO

- Use a multiplication grid to help you work out the missing numbers on the multiplication grid fragments below.



- Draw your own table fragments using squared paper.

### NOW TRY THIS

Look at the multiplication grid and try to spot patterns together.

## ALPHA-ZULU

**OBJECTIVE:** to improve ability to divide by any number

**LEARNING LINK:** auditory

**ORGANISATION:** maths buddies

**RESOURCES:** none required

### WHAT TO DO

- Write out the letters of the alphabet and number each one, a = 1, b = 2, c = 3, and so on.
- Now work out the answers to the following division problems and translate into words: 32/2 36/2 90/10 76/4 52/4 300/100 100/4 24/2 81/9 28/2 40/10 75/15 90/5 45/3 200/100 144/12 120/8 154/11 49/7

### NOW TRY THIS

Invent your own division problems. Target specific spellings or specific vocabulary, for example science words.

#### ANSWERS

16, 18, 9, 19, 13 = prism  
3, 25, 12, 9, 14, 4, 5, 18 = cylinder  
15, 2, 12, 15, 14, 7 = oblong