



It's PEACH PARTY time!



13 SEPTEMBER is Roald Dahl's birthday and the day when children, schools, libraries and bookshops all over the world celebrate his work, now known as Roald Dahl Day!

This year, we're celebrating 50 years of *James and the Giant Peach* so in this pack you will find loads of ideas and resources inspired by the book. We hope you will get involved and use the contents of this pack to put on a **splendiferous**, **gloriumptious** and **whizzpopping** Peach Party in your school, library or bookshop this September!

Whether your peach party-goers are familiar with the world of James Henry Trotter or not, this pack provides a range of activities and games for small or large groups of children who love Roald Dahl. It includes activity sheets for the children to use and instructions for you to lead the activities and games.




What you will need

- ★ Some space
- ★ Post-It notes
- ★ Colouring pencils/pens
- ★ Plenty of A4 paper
- ★ A photocopier
- ★ A copy of *James and the Giant Peach*

What does a Peach Party involve?

Roald Dahl's stories are packed with unforgettable characters, language and adventure. In *James and the Giant Peach* there are strong themes of **friendship**, **nature** and **travel**. The games and activities in this pack are designed to encourage children to work and play together, to think about **nature**, inventing **words** and **characters** of their own and above all else, to have **fun**.

Go to www.roalddahl.com for lots more ideas on planning a gloriumptious day, week or month of Dahl-icious fun.



www.followthatpeach.com
www.roalddahl.com





All aboard for a Giant Peach Party



Contents



ACTIVITY SHEETS


- ★ Introducing James Henry Trotter
- ★ The Rolling Peach Words Tumble
- ★ Books, Glorious Books!
- ★ Sing a Song of Doodlebugs
- ★ Is it a Whangdoodle? Is it an Oinck?
No, it's a Vernicious Knid!

GAMES

- ★ Which creepy-crawly-creature am I?
- ★ From the garden of James's Awful
Aunts to New York City
- ★ Listen very carefully
- ★ Spin like the Peach!
- ★ A Peach of an Adventure

★ **I'M A PEACH PARTY-GOER**
Certificate

★ **IT'S PEACH PARTY TIME**
Event poster





INTRODUCING JAMES HENRY TROTTER

James and the Giant Peach is one of Roald Dahl's most famous books. 2011 marks the book's 50th anniversary, and you are invited to celebrate by taking part in a phizz-whizzing Peach Party that's packed with activities and games – and you get a certificate at the end!

You may have read James's adventure from cover to cover or you may not have had a chance to enjoy it yet. So, to help familiarise you with the events in the book, which you'll discover in all the games and activities, here is a quick quiz to test your peachy knowledge!

Remember – this is the world of Roald Dahl, so if an answer sounds funny or particularly peculiar, then it's probably correct!



- 1** James Henry Trotter is
 - a. A little boy
 - b. A Biddy-Bright hen
 - c. A ghorrible gnat
- 2** James' grizzly old Aunts are called
 - a. Gunge and Piper
 - b. Sponge and Spiker
 - c. Lunge and Wiper
- 3** One dreadful day, James's parents are eaten by
 - a. A dragon
 - b. A unicorn
 - c. A rhinoceros
- 4** James lives with his horrible aunts in
 - a. A lovely house by the seaside
 - b. A queer ramshackle house on top of a hill
 - c. A bungalow in a forest
- 5** One marvellous day James is given
 - a. A magical bag of boiled crocodile tongues
 - b. A bag of pic 'n' mix
 - c. A vacuum cleaner bag
- 6** What do James's aunts do when they discover the miraculous peach?
 - a. Offer their neighbours a big juicy bite
 - b. Sell tickets to see it and make a big pile of money
 - c. They let James touch it
- 7** Who does James meet inside the peach?
 - a. A group of terrifying beasts
 - b. A group of large and friendly creatures
 - c. A group of mean and nasty monsters
- 8** What makes the inside of the peach shine?
 - a. A light bulb
 - b. A torch
 - c. A glow-worm
- 9** How many feet does the Centipede have?
 - a. 100
 - b. 42
 - c. 717
- 10** What happens when the peach falls from the tree?
 - a. It gets stuck in the mud
 - b. It gets stuck in the gate
 - c. A wonderful and extraordinary adventure begins...



ANSWERS 1.a. 2.b. 3.c. 4.b. 5.a. 6.b. 7.b. 8.c. 9.b. 10.c.





THE ROLLING PEACH

WORDS TUMBLE

“... as the peach had begun to roll slowly forward, nobody had minded being tumbled about a little bit. And when it went BUMP! , and the Centipede had shouted, ‘That was Aunt Sponge!’ and then BUMP! again and ‘That was Aunt Spiker!’ there had been a tremendous burst of cheering all round.”

Once the giant peach is on the move, James and the creatures inside are flung upwards and through the air in every direction! Can you un-jumble all the words below in **20 seconds** or less?



1 EMAJS RYNEH TTERORT

2 RMOWHTRAE

3 SIMS RIDPES

4 BLDARIYD

5 DLO EENRG PSARGREOHPS

6 WLOG MROW

7 NATLEGD

8 NGIGNULP

9 MRWOKISL

10 PDEEDTINCE

JAMES HENRY TROTTER
 EARTHWORM
 MISS SPIDER
 LADYBIRD
 OLD-GREEN-GRASSHOPPER
 GLOW-WORM
 TANGLED
 PLUNGING
 SILKWORM
 CENTIPEDE

ANSWERS





BOOKS, GLORIOUS BOOKS

“We’re off!” the others cried. “We’re off!”

“The journey begins!” shouted the Centipede.

“And who knows where it will end,” muttered the Earthworm



Roald Dahl believed strongly in the importance of reading. One of his favourite books for children was *The Midnight Garden* by Frances Hodgson Burnett. The books below are also great reads and all of them feature words from the book we are celebrating today, *James and the Giant Peach*.

Can you match the book to its author, drawing lines like Miss Spider?

JANET AND ALLAN AHLBERG

E.B WHITE

LYDIA MONKS

GERALD DURRELL

ROD CAMPBELL


PHILEMON STURGES

LIZ PICHON

LAUREN CHILD

E.J. ALTBACKER

ERIC CARLE





SING A SONG OF DOODLEBUGS!




“For dinner on my birthday shall I tell you what I chose:
Hot noodles made from poodles on a slice of garden hose –
And a rather smelly jelly
Made of armadillo’s toes.
(The jelly is delicious, but you have to hold your nose.)”

It wouldn't be a proper party without singing to James Henry Trotter!

The book contains some marvellous songs featuring James' **two horrible aunts**, a **Pink-Spotted Scrunch**, a **Gnocerous**, a **Gnu**, **minced doodlebugs** and many more.

Can you write a song in celebration of James and his friends? It doesn't have to be about birthdays, it can be about your favourite character from the book, or any of your other favourite Roald Dahl books and characters. And if you don't fancy writing a song, what about a poem or rhyme? Like that great big juicy peach, get your creative juices flowing and if you need any more inspiration, read some of the Centipede's funny verses on pages 54, 72, 102 and 129.





IS IT A WHANGDOODLE?

IS IT AN OINCK?

NO, IT'S A VERNICIOUS KNID!

“Then came the most frightening thing of all. One Cloud-Man, a huge hairy creature who must have been fourteen feet tall at least, suddenly stood up and made a tremendous leap off the side of the cloud, trying to get to one of the silk strings above the peach.”

You're no doubt familiar with the creatures who become James's friends – a spider, an earthworm, a centipede to name a few. But Roald Dahl invented many other weird and wonderful creatures too – have you ever heard of a **Cloud-Man** or a **Wampus**, a **Snozzwanger**, a **Giant Scorpula** or a **Cockatrice**?

Now it's YOUR turn to go wild and invent as many **exciting** and **peculiar** and **curious** creatures as you can think of and then tell their story!



What you need to do:


- 1 In your group (s), everyone take a sheet of A4 paper
- 2 At the top of the sheet, draw the head of either a human, an animal or a bird
- 3 Next, fold down the top of your sheet so the head is hidden and only the neck can be seen
- 4 Then pass your sheet to the person on your right
- 5 Now draw a body, then fold over your sheet again and pass it along
- 6 The last thing to draw is the legs, and once everyone has finished you can reveal your creatures to the group
- 7 Now it's time to think of a name for your newly invented creature. Let your imagination go crazy!
- 8 Finally, turn your page over and write a short story about your creature. Think about where it may have come from, where it lives, if it has any special powers, what it likes to eat. It's your creature so you can make it do anything you like . . . (as long as it doesn't like to eat any of the creatures who are James's new friends!)





WHICH CREEPY-CRAWLY CREATURE AM I?

“I am not a slimy beast,’ the Earthworm said. ‘I am a useful and much loved creature. Ask any gardener you like. And as for you . . .”



IT'S TIME TO PLAY THE NAME GAME!

EARTHWORM

MISS SPIDER

LADYBIRD

OLD-GREEN-
GRASSHOPPER

GLOW-WORM

CENTIPEDE

SILKWORM

- ★ On individual post-it notes, write the name of each of the characters on the left
- ★ The children take it in turns to wear a Post-It note on their forehead
- ★ Then that child must ask insect-related questions e.g. ‘Can I fly?’, ‘Am I wriggly?’, ‘Do I live underground?’
- ★ The rest of the children can say ‘Yes’ or ‘No’ only and the guessing child must try and guess which character they are





RECIPE CARDS



Try these glorumptious recipes inspired by *James and the Giant Peach*

CRISPY WASP STINGS ON A PIECE OF BUTTERED TOAST

You will need:

- ★ Small round cutter
- ★ Baking sheet
- ★ Bowl

Buttered toast:

- ★ 60g softened butter
- ★ Half tsp cinnamon
- ★ 4 slices of white bread

Wasp stings:

- ★ 65g shredded coconut
- ★ 25g icing sugar, sieved
- ★ 3 tsp clear honey/golden syrup
- ★ Grated zest quarter of a lemon

Serves 16

What you need to do:

1. Work butter and cinnamon together until thoroughly mixed
2. Cut four discs out of each slice of bread and set aside
3. Spread 50g shredded coconut onto a baking sheet and dredge with the sieved icing sugar
4. Place under a hot grill until the sugar begins to caramelize (it will happen very quickly) then with a spatula turn over the coconut. Watch and repeat.
5. Place in a bowl, add the honey and lemon zest, and mix well
6. Add the remaining coconut
7. Toast the bread discs on both sides
8. Spread with the cinnamon butter and top with the crispy wasp stings

Taken from Roald Dahl's Completely Revolting Recipes (published by Jonathan Cape, £9.99)



THE MAGIC GREEN CRYSTAL

“Take a look, my dear,” he said, opening the bag and tilting it towards James. Inside it, James could see a mass of tiny green things that looked like little stones or crystals.”

You will need:

- ★ 80g caster sugar
- ★ Small saucepan
- ★ 1 adult
- ★ Baking tray, oiled
- ★ 2 tbsp (30ml) golden syrup
- ★ 1 tbsp (15ml) lemon juice
- ★ 3 tbsp (45ml) water
- ★ ½ tbsp (7.5ml) green food colouring
- ★ 1 tsp (5 ml) bicarbonate of soda

What you need to do:

1. Put the sugar, syrup, lemon juice and 3 tbsp water into the saucepan. Start it on a low heat and stir until all the sugar has dissolved
2. Turn the heat up and boil without stirring until it is a rich golden caramel brown (about 10mins)
3. Remove from the heat and quickly stir in the food colouring and then the bicarbonate of soda – it will froth up straight away
4. Pour it onto the oiled baking tray and let it start to set
5. Just before it hardens completely, cut into diamonds with an oiled knife

Taken from Roald Dahl's Completely Revolting Recipes (published by Jonathan Cape, £9.99)

SCRAMBLED DREGS

“And scrambled dregs and stink bugs’ eggs and hornets stewed in tar.”

You will need:

- ★ Saucepan
- ★ 25g butter
- ★ 2 eggs, lightly beaten
- ★ 400g can of chicken consommé
- ★ Salt and pepper

Serves 2

What you need to do:

1. Melt butter in a saucepan
2. Add the egg and cook gently, stirring all the time until the egg is scrambled and dry
3. Pour in the consommé and heat gently, up to boiling point
4. Pour into soup bowls and allow to cool slightly before eating. Season to taste

NB. You can dilute the consommé with water if you find the taste too strong.

Taken from Roald Dahl's Completely Revolting Recipes (published by Jonathan Cape, £9.99)

PEACH JUICE

“And they all went over to the tunnel entrance and began scooping out great chunks of juicy, golden-coloured peach flesh.”

You will need:

- ★ Food processor
- ★ 400g tinned peaches in juice
- ★ 425g tin mangoes
- ★ 1 lemon, squeezed

OR

- ★ 6 fresh peaches, skinned
- ★ Mango (hairless variety)
- ★ 1 lemon, squeezed
- ★ Ice cubes

Serves 4-6

What you need to do:

Liquidize all the ingredients together, add ice cubes and serve immediately.

Taken from Roald Dahl's Completely Revolting Recipes (published by Jonathan Cape, £9.99)





FROM THE GARDEN OF JAMES'S AWFUL AUNTS TO NEW YORK CITY...

The idea of this game is to encourage the group to think about the places and characters featured in the book. They don't need to know the story in detail, but this game will get them moving around and interacting. You may not wish to use all the words/questions but twenty have been given as guidance.

- ★ Firstly on A4 paper make four signs **GARDEN**, **SHIP**, **SEA** and **NEW YORK**. Place a sign in each corner of your space/area.
- ★ On more sheets of A4 write out the list of words below on the front and the related question on the back.
- ★ Mix up all the sections so the words and questions are at random.
- ★ Hold up the relevant word and ask the question on the back, at which point the children must run to the correct sign, **GARDEN**, **SHIP**, **SEA** or **NEW YORK**. The child who goes to every correct location wins. If there is more than one winner, you could ask a tie-break question and the fastest child to shout out the answer wins.



A LIST OF WORDS AND RELATED QUESTIONS

1. **Deck-chairs** – Where in *James and the Giant Peach* would you sit in these?
2. **Long grass** – James's mean old aunts never cut the grass in their?
3. **Stinging nettles** – These horrid things can be found in Aunt Spiker and Aunt Sponge's?
4. **Hard earth** – James's magic beans are swallowed up by hard earth in the?
5. **Woodpile** – James is made to chop many blocks of wood in the?
6. **Funnels** – From the peach James and the creatures can see these on the?
7. **Decks** – You can sit in the sun on the decks of the?
8. **Captain** – He's in charge of this great big?
9. **Telescope** – The Captain sees the giant peach through this on board the?
10. **First Officer** – He's helps the Captain to steer the?
11. **Seagulls** – These birds help to lift the peach out of the?
12. **Sharks** – James and his friends worry the peach is being eaten by the sharks in the?



13. **Waves** – These help to keep the peach bobbing along in the?
14. **Sinking** – James comes up with a wonderful plan to stop the peach from sinking into the?
15. **Swim** – James and the Centipede go for an accidental swim in the?
16. **Empire State Building** – The peach finally lands here in?
17. **Skyscrapers** – These ginormous buildings can be found in?
18. **Madison Avenue** – This is a very famous street in?
19. **Fire engines** – The peach causes lots of these to appear in?
20. **City Hall** – Everyone on board the peach is a hero and they go to City Hall in?





JUICY BITS!

LISTEN VERY CAREFULLY . . . This game lets the group hear an exciting chapter from the story, which they can interact with.

For this particular extract (pp104–107) the children have to listen out for these character names: **Centipede**, **Old-Green-Grasshopper**, **Miss Spider**, James, Ladybird and Silkworm

Each character has an action:

★ For **Centipede**, raise your left arm

★ For **Old-Green-Grasshopper**, raise your right arm

★ For **Miss Spider**, place both hands on your head

★ For **James**, jump up and down

★ For **Ladybird**, turn around on the spot

★ For **Silkworm**, wiggle all your fingers

The child who does each action successfully to the end of the chapter wins.

‘The **Centipede**, who had begun dancing wildly round the deck during this song, had suddenly gone too close to the downward curving edge of the peach, and for three awful seconds he had stood teetering on the brink, swinging his legs frantically in circles in an effort to stop himself from falling over backward into space. But before anyone could reach him – down he went! He gave a shriek of terror as he fell, and the others, rushing to the side and peering over, saw his poor long body tumbling over and over through the air, getting smaller and smaller until it was out of sight.

‘**Silkworm!**’ yelled **James**. ‘Quick! Start spinning!’

The **Silkworm** sighed, for she was still very tired from spinning all that silk for the seagulls, but she did as she was told.

‘I’m going down after him!’ cried **James**, grabbing the silk string as it started coming out of the **Silkworm** and tying the end of it around his waist. ‘The rest of you hold on to **Silkworm** so I don’t pull her over with me, and later on, if you feel three tugs on the string, start hauling me up again!’

He jumped, and he went tumbling down after the **Centipede**, down, down, down towards the sea below, and you can imagine how quickly the **Silkworm** had to spin to keep up with the speed of his fall.

‘We’ll never see either of them again!’ cried the **Ladybird**. ‘Oh, dear! Oh dear! Just when we were all so happy, too!’

Miss Spider, the Glow-worm, and the **Ladybird** all began to cry. So did the Earthworm. ‘I don’t care a bit about the **Centipede**,’ the Earthworm sobbed. ‘But I really did love that little boy.’

Very softly, the **Old-Green-Grasshopper** started to play the Funeral March on his violin, and by the time he had finished, everyone, including himself, was in a flood of tears.

Suddenly, there came three sharp tugs on the rope. ‘Pull!’ shouted the **Old-Green-Grasshopper**. ‘Everyone get behind me and pull!’



There was about a mile of string to be hauled in, but they all worked like mad, and in the end, over the side of the peach, there appeared a dripping-wet **James** with a dripping-wet **Centipede** clinging to him tightly with all forty-two of his legs.

‘He saved me!’ gasped the **Centipede**. ‘He swam around in the middle of the Atlantic Ocean until he found me!’

‘My dear boy,’ the **Old-Green-Grasshopper** said, patting **James** on the back. ‘I do congratulate you.’

‘My boots!’ cried the **Centipede**. ‘Just look at my precious boots! They are ruined by the water!’

‘Be quiet!’ the Earthworm said. ‘You are lucky to be alive.’

‘Are we still going up and up?’ asked **James**.

‘We certainly are,’ answered the **Old-Green-Grasshopper**. ‘And it’s beginning to get dark.’

‘I know. It’ll soon be night.’

‘Why don’t we all go down below and keep warm until tomorrow morning?’ **Miss Spider** suggested.

‘No,’ the **Old-Green-Grasshopper** said. ‘I think that would be very unwise. It will be safer if we all stay up here through the night and keep watch. Then, if anything happens, we shall anyway be ready for it.’





SPIN LIKE THE PEACH!

More whoopsey-splunkers fun to keep children on their toes, literally! This game works well for groups of six as there are six characters in the chosen extract, but children can take it in turns to play and you can choose alternative chapters from the book if you wish.



Assign a character name to each child.
For this extract, pages 51-53, the characters are:

- ★ James
- ★ Old-Green-Grasshopper
- ★ Ladybird
- ★ Miss Spider
- ★ Centipede
- ★ Earthworm

Ask the children to sit facing outwards in a circle. As you read the chapter and mention each of the characters, the child playing the part must whizz once around the circle as quickly as they can. If they forget it's their go and don't take their turn, their character is out of the game

'We're off!' someone was shouting. 'We're off at last!'

James woke up with a jump and looked about him. The creatures were all out of their hammocks and moving excitedly around the room. Suddenly, the floor gave a great heave, as though an earthquake were taking place.

'Here we go!' shouted the **Old-Green-Grasshopper**, hopping up and down with excitement. 'Hold on tight!'

'What's happening?' cried **James**, leaping out of his hammock. 'What's going on?'

The **Ladybird**, who was obviously a kind and gentle creature, came over and stood beside him. 'In case you don't know it,' she said, 'we are about to depart for ever from the top of this ghastly hill that we've all been living on for so long. We are about to roll away inside this great big beautiful peach to a land of . . . of . . . of . . . to a land of -'

'Of what?' asked **James**.

'Never you mind,' said the **Ladybird**. 'But nothing could be worse than this desolate hilltop and those two repulsive aunts of yours -'

'Hear, hear!' they all shouted. 'Hear, hear!'

'You may not have noticed it,' the **Ladybird** went on, 'but the whole garden, even before it reaches the steep edge of the hill, happens to be on a steep slope. And therefore the only thing that has been stopping this peach from rolling away right from

the beginning is the thick stem attaching it to the tree. Break the stem, and off we go.'

'Watch it!' cried **Miss Spider**, as the room gave another violent lurch. 'Here we go!'

'Not quite! Not quite!'

'At this moment,' continued the **Ladybird**, 'our **Centipede**, who has a pair of jaws as sharp as razors, is up there on top of the peach nibbling away at that stem. In fact, he must be nearly through it, as you can tell from the way we're lurching about. Would you like me to take you under my wing so that you won't fall over when we start rolling?'

'That's very kind of you,' said **James**, 'but I think I'll be all right.'

Just then, the **Centipede** stuck his grinning face through a hole in the ceiling and shouted, 'I've done it! We're off!'

'We're off!' the others cried. 'We're off!'

'The journey begins!' shouted the **Centipede**.

'And who knows where it will end,' muttered the **Earthworm**, 'if you have anything to do with it. It can only mean trouble.'

'Nonsense,' said the **Ladybird**. 'We are now about to visit the most marvellous places and see the most wonderful things! Isn't that so, **Centipede**?'

'There is no knowing what we shall see!' cried the **Centipede**.





A PEACH OF AN ADVENTURE

“In case you don’t know it,’ she said, we are about to depart for ever from the top of this ghastly hill that we’ve all been living on for so long. We are about to roll away inside this great big beautiful peach to a land of . . . of . . . of . . . to a land of –”

In the absence of a ginormous peach flying through the air with the help of seagulls, this game encourages the children to enjoy a peachy journey of their own.

- ★ Each player needs two sheets of A4 paper, on which they must draw two giant peaches
- ★ Describe the floor space in front of them as the sea they must cross on their peach
- ★ Line the children up and explain they must cross the ‘sea’ stepping only on the peaches they have drawn, by placing one sheet down first and stepping on it, then putting the other sheet in front of them and stepping on it, and so on and forth.
- ★ Warn them to watch out for the nibbling sharks!
- ★ The player who crosses the sea first wins



FOLLOW THAT PEACH!

In Roald Dahl’s famous story *James and the Giant Peach*, an enormous escaped rhinoceros from London Zoo has eaten James’s parents. And it gets worse! James is packed off to live with his two really horrible aunts, Sponge and Spiker. Poor James is miserable, until something peculiar happens and James finds himself on the most wonderful and extraordinary journey aboard a giant peach . . .

Now, we need **YOU** to join the mission to roll James’s **Giant Peach** around the world.

You can **send a virtual peach** to anyone in the world or **download a paper Peach-gram** to send through the post – just keep it rolling!

Join the mission at www.followthatpeach.com



I'M A PEACH PARTY-GOER!



THIS CERTIFICATE BELONGS TO ME

I attended a splendiferous party to celebrate **Roald Dahl Day** and the **50th birthday** of *James and the Giant Peach*!



I am also now officially qualified to tell my friends about **Whangdoodles**, **minced doodlebugs**, **wampfish roes**, **armadillo's toes** and **one FANTASTIC peach**.

Date

Signed





It's PEACH PARTY time!



We will be celebrating **ROALD DAHL DAY** and the **50th anniversary** of Roald Dahl's *James and the Giant Peach* on



.....
in

.....
from

.....
and **YOU'RE INVITED!**

Join us for **ACTIVITIES** and **GAMES** galore and get ready for the most **GINORMOUSLY** fun party ever ...

www.followthatpeach.com



NEW!

