

Teacher Resource Pack

Winnie the Witch

Valerie Thomas and Korcky Paul



Classroom ideas to help you hold a Winnie Week!

Make magical moments with Winnie the Witch!

Winnie the Witch is the best-selling series following the adventures of the mad and loveable Winnie and her long-suffering cat Wilbur. Each title is packed with pictures by award-winning illustrator **Korky Paul**.

Winnie's many adventures offer a fun and engaging way to explore many school subjects across the curriculum, and this pack contains lots of ideas for classroom activities based on five *Winnie the Witch* picture books and five Young Fiction stories, suitable for Reception, Year 1 and 2.

The intricacy, humour, and detail in the *Winnie the Witch* picture book range means that they can be enjoyed by both pre-school and primary school pupils, while the Young Fiction range is a fantastic way of introducing pupils to longer fiction books using a fun and familiar character.

p. 4 – 13 *Winnie the Witch* picture book resources

p. 14 – 23 *Winnie the Witch* young fiction resources

p. 24 – 25 Details on the full range of *Winnie* titles available

Send in pictures of your Winnie week to tradepublicity.uk@oup.com by 1st December 2011, and the best-decorated classroom will win a Winnie soft toy! You can also ask to go on the Winnie gallery on the *Winnie the Witch* website.*

*You MUST have parental consent to photograph children included in submitted images

FREE
Winnie the Witch
goodies for
your pupils
Email: tradepublicity.uk@oup.com

www.winnie-the-witch.com




★ The Books ★

Valerie Thomas and Korky Paul



THEME: colour, magic
9780192726438 • PB
9780192726834 • PB+CD



THEME: exploring an underwater world
9780192757470 • HB



THEME: Space and the solar system; adventure
9780192732194 • PB
9780192732200 • PB+CD




THEME: the seasons
9780192726452 • PB
9780192726704 • PB+CD




THEME: technology
9780192726476 • PB
9780192726674 • PB+CD
9780192728746 • Big Book

Laura Owen and Korky Paul



9780192725776 • PB



9780192725769 • PB



9780192728418 • PB





9780192726438 • PB
9780192726834 • PB+CD

Valerie Thomas and Korky Paul Winnie the Witch

★ Theme: colour, magic ★

What you will need:

- ★ Dark and light coloured paper
- ★ Coloured, white and black poster paints
- ★ White pencils or chalk

Read the story together:

TITLE PAGE:

- Introduce Winnie and Wilbur
- Ask the children what Winnie is carrying (a spell book) See Activities

SPREAD 1


- All the rooms in Winnie's house are black. What rooms can the children see? See Activities
- Would the children like to live in a house where everything is black?

SPREAD 2

- Look at the picture of Winnie in her kitchen. Ask the children how they can tell that Winnie is a witch?

SPREAD 5

- Winnie has turned Wilbur green! Ask the children if they think that is a good idea? Why/why not?



SPREAD 7

- Can the children find Wilbur in this picture? See activities

SPREAD 9

- Winnie's garden is much neater than her house. Can the children see what job she has been doing there recently?
- How do the children think Wilbur is feeling?

SPREAD 10

- Do the children know why the birds are laughing at Wilbur?

SPREAD 12

- Do the children like the colourful house better?

Activities

Art Multicolour Wilbur:

- get the children to draw Wilbur in multicolour.

Art Winnie goes shopping

Go back to the title page – Winnie is studying her spell book.

- Get the children to write a shopping list of things Winnie might need.
- Then they could illustrate a page (or a selection of pages) from her spell book.

Art Drawing in reverse!

Ask the children to:

- look again at the first spread of the book where Korky Paul has drawn Winnie's house. By drawing in white on a dark background, he shows that everything in Winnie's house is black.
- draw themselves or a simple object in the classroom, in white chalk on a dark background to observe the effect.

Art Light and shade: green cat on green grass

- Ask the children to look again at Spread 7 where we see a green Wilbur hidden from Winnie in the green grass.
- How do they think Korky has managed to make Wilbur just visible? (using light and shade)
- Get them to think of a simple object against the same coloured background: a blue bird in a cloudless sky, a red apple on a red tablecloth, etc.
- Using lighter shades of the colour and pencil, experiment with how to make the object stand out.


★ Why not extend the exploration of colour in the story to teach the children about the colour wheel, mixing colours, and complementary and contrasting colours?

Tour Winnie's house online

The first spread shows us all the rooms in Winnie's house.

- Visit www.winnie-the-witch.com and explore the Winnie's House section with the children.






Valerie Thomas and Korky Paul Winnie Under the Sea

★ **Theme:** exploring an underwater world ★

What you will need:

★ Writing and art materials

9780192757470 • HB



Read the story together:

SPREAD 1

- Talk to the children about how Winnie and Wilbur think differently about the exotic fish they will see on holiday.

SPREAD 4

- What sea creatures can the children see? (fish, turtles, dolphins)

SPREAD 7

- Do they know how many legs an octopus has?
See Activities.

SPREAD 8

- What is different about the way in which Korky Paul has painted the scene in which Winnie's wand falls to the bottom of the sea? Can the children think why he might have done this?



Activities

Art Under the sea

- Draw some of the sea creatures Winnie and Wilbur meet on their adventure. Use different colours and materials.

Science & Nature Octopuses

- In the story, Winnie turns herself into an octopus. Discuss what an octopus is, and then either:
 - ▶ get the children to use the internet or reference books to find out the different parts of an octopus or
 - ▶ give them a list of body part labels (e.g. 'head,' 'tentacles' and suckers.)
- Get the children to draw an octopus, and then label it correctly.

Art & Literacy Postcard home

The story takes place on the first day of Winnie and Wilbur's holiday. If they write some postcards from their submarine, what will they say?

- Design and write a postcard from Winnie or Wilbur to a friend back home, describing their underwater adventure.

Art Pirates Ahoy!

- Take another look at spread 9, with the shipwreck and treasure chest.
- Develop an activity about pirates by asking the children who the treasure chest might belong to. You could get the children to draw and name the pirate, and write a short story about how they came to lose their treasure.





9780192732194 • PB
9780192732200 • PB+CD

Valerie Thomas and Korky Paul

Winnie in Space

★ **Theme:** Space and the solar system; going on an adventure ★

What you will need:

★ Drawing materials and paper, optional craft materials e.g. egg boxes and recycled materials for craft activity

Read the story together:

SPREAD 1

- Winnie is enjoying looking through her telescope. Do the children think Wilbur is interested in the stars or has he found something more fun to do?
- What kinds of creatures can they see that appear inside and outside Winnie's house at night?

SPREAD 4

- Get the children to count down to lift off
- Ask the children to make the rocket noise

SPREAD 5

- Wilbur is following Winnie on her space adventure, but is he happy about it? What would he say if he could speak?



Activities

Art

Lift off!

- Get the children to design a rocket that they would like to use to go on a space adventure. Don't forget to give it a name!
- Make a model rocket using recycled materials.

Science & History


One small step

- Play footage of the first Moon landing to the class. Develop the discussion to talk about conditions in space. What does it feel like? Look at reference books about space to find out more.
- Use Winnie's mnemonic at the end of *Winnie in Space* to teach the class the order of the planets in the solar system (which also appear in order throughout the book). Make a space display or poster with the mnemonic on.

Literacy

A great space adventure

- Get the children to create a story of their own space adventure: for younger readers this could take the form of a class discussion, from which they would gather ideas for a piece of artwork, while older children could write their own story. Use this (adapted) first line from *Winnie in Space*: 'I have always loved to look through my telescope at the night sky. It is huge and dark and mysterious.'





9780192726452 • PB
9780192726704 • PB+CD

Valerie Thomas and Korky Paul

Winnie in Winter

★ Theme: the seasons ★

What you will need:

★ Spring bulbs, container and plant fibre

★ Art materials

Read the story together:

SPREAD 2

- Can the children tell if Wilbur has caught the bird?
- What is Winnie doing?



SPREAD 6:

- Are the animals happy with Winnie's spell? See activity

SPREAD 8:

- How are Winnie's visitors behaving badly?



Activities



Winnie's fashions



- Winnie's winter wardrobe (woolly coat, fluffy hat, snow boots, gloves and scarf) shows us how much she loves colour and decoration. Ask the children to design a rainy day outfit for Winnie, with a shiny mac, wellies and rain hat or umbrella, or a summer wardrobe.



Winnie's rules



- Winnie gets cross with her badly behaved visitors. Ask the children to point out what they are doing that people should not do in a shared public place like a park or a beach.
- If Winnie wrote a list of rules for her visitors, what would it say?



Plant life



Look at spread 6. Animals and flowers need longer to sleep than Winnie lets them have.

- Plant some spring bulbs in class in the autumn and use this as an ongoing project about plant growth and the seasons.
- Explain about hibernation. Do any of the children have pets that hibernate?




Water and ice



Look at spread 1. Use this as a starting point to discuss freezing, melting, evaporation, and the water cycle. You could follow this up with a class experiment to demonstrate melting.





Valerie Thomas and Korky Paul Winnie's New Computer

★ Theme: technology ★

What you will need:

★ Writing and colouring materials

9780192726476 • PB
9780192726674 • PB+CD


Read the story together:

SPREAD 1

- Look at the home page of Winnie's computer. How can you tell that it has been designed for a witch?

SPREAD 3:

- How can you tell that Winnie is spending a very long time on the computer?
- How many mice can the children count on this spread?



SPREAD 10:

- How can the children tell that the lorry is carrying wands?

Activities

ICT Computer Code

Ask children to discuss what they think are the most important things you should know before using computers. These might include:

- How to save your work and find it again.
- What to do if you delete something by accident.
- How to make sure nobody can read private things about you.

Ask the groups to share their lists with the class and compile a class list of computer guidelines, which you can display.

Art Screensaver

Get the children to design a screensaver for Winnie's computer.





Laura Owen and Korky Paul

Mini Winnie

Story 1 – Winnie’s Awful Auntie

Read the story with the children and choose from the following activities


9780192725776 • PB



Creating a Character

In this story, Winnie gets a visitor who she really doesn't want to see! This activity encourages children to think about the differences between Auntie Aggie, Winnie and Wilbur, and why they make the story so funny.

- As a craft activity, make Winnie, Wilbur and Auntie Aggie puppets.
- Then, ask the children to think of words which describe Winnie, Auntie Aggie and Wilbur in the story. How do they speak, and what kinds of words do they use?
- As a class or in groups, make a simple and short script of the story.
- Then get members of the class to act out the story, using the puppets.



This story is full of fun wordplay, and makes a good starting-point for encouraging children with their creative writing.

A. Alliteration

The story is full of descriptions using alliteration:

'What in the witchy world is that for?'

'Awful Auntie Aggie'

'Nit's knickers!'

'Gnat's kneecaps!'

Using alliteration is satisfying because of the sounds the words make, and makes writing interesting. See if the children can think of some alliterative words to describe:

- Witch (e.g. wicked, wonderful, warty)
- Rabbit (e.g. running, roaming)
- Baby (e.g. bouncy, beautiful)
- Cat (e.g. creeping, crafty, cute, cuddly)



B. Rhyming

In the story, Auntie Aggie is described as having a sweet-tweety-neaty and rosy-posy smell. Ask the children what they notice about these words. Do they think it makes the description funny? What effect does making the description rhyme have? Get the children to make up rhyming descriptions for:

- Witch (e.g. warty-naughty)
- Rabbit (e.g. fluffy-scruffy)
- Baby (e.g. weepy-sleepy)
- Cat (e.g. roly-poly)

To round off the activity, get the children to pick one of the things from the above list and write a paragraph about it, using the descriptive words they've come up with. If time allows they could draw their creation (which may very well be a warty-naughty wonderful witch like Winnie!)



Laura Owen and Korky Paul

Mini Winnie

Laura Owen and Korky Paul

Mini Winnie

Story 2 – Ghost in the Post

Read the story with the children and choose from the following activities

9780192725776 • PB

LITERACY/ART

Sold!

As a class, explore various ways in which language is used to sell things. The vampire on WWTV persuades Winnie to enter the poetry competition. After reading the story, discuss with the children how he does this.


- Go back to pages 53 – 55.
- Winnie believes the vampire is speaking directly to her: is he really doing this?
- How does the vampire persuade Winnie that she needs the pen? What words does he use?
- Make a list of persuasive words and phrases you might use to advertise the same competition in your school.
- Then ask the children to create a poster of the competition in groups, using pictures, and the list of words you've created, to persuade children to enter.




A Tale of Two Poets

In this story, Wilbur manages to make a poem from his shopping list.

- Make a list poem as a class.
- Then get the children to write their own list poem inspired by something you wouldn't usually write about, for example, school dinners, homework, a shopping list, things in a cupboard etc.






Laura Owen and Korky Paul

Winnie the Twit

Story 1 – Winnie Fixes It

Read the story with the children and choose from the following activities

9780192725769 • PB



LITERACY

A Giant Leap

This story introduces Winnie's neighbour, Jerry the giant. You might want to read it alongside other stories about giants such as *Jack and the Beanstalk*, and Roald Dahl's *BFG*.

Jerry explains that people run away from him and don't offer him work as a builder because they are scared of the way he looks.

- Talk about what he looks like, what he's good at, and ask whether he has any friends and what other people think of him.
- Get the children to write their own story about a giant who is misunderstood.


Which Witch?

The story opens with Winnie browsing through one of her favourite magazines, *Witch One?* She picks it up for ideas and advice whenever she makes one of her frequent efforts to improve her house.

As a class:

- Talk about the key features of a magazine, e.g. news, reviews, products, adverts, puzzles.
- Make a list of articles for *Witch One?*
- In groups or individually, design a front cover for the magazine. Look at some of the children's favourite magazines as inspiration.
- For a bigger project, extend this task so that the whole class contributes to an edition of *Witch One?*, including problem page, letters page, advertisements and so on.
- Why is *Witch One?* a clever and funny name to use? Extend this to an exercise on homophones or a spelling test: see/sea, here/hear, pear/pair, two/too etc.





9780192725769 • PB

Laura Owen and Korky Paul

Winnie the Twit

Story 2 – Winnie's School Dinner

Read the story with the children and choose from the following activities




Winnie's Magic Menu

You will need: examples from cookbooks or the internet of regular recipes for ratatouille and bolognaise.

Winnie and Wilbur's school dinner is like nothing the children have eaten before (and they don't want to eat it now!). How do Winnie and Wilbur create it?

- Write and illustrate a menu for Winnie's school feast.
- Look at some example menus.
- Start Winnie's school feast menu with ratatouille and bolognaise.
- Add some of the witchy treats from other Winnie stories: woodlouse crunch soufflé, rhubarb and rat-tail buns, maggoty-mallow pie. Winnie never stops eating so there are many examples.
- Invent some treats of your own.
- Don't forget witchy drinks.
- Display the menus.





Write step-by-step recipes for Winnie's ratatouille and worm bolognaise.



First show children a regular recipe for (eg) spaghetti bolognaise and discuss how a recipe is set out. Most recipes have the following sections:


- Ingredients: list the ingredients in the order that they are used.
- Equipment or Utensils: list the equipment needed in the order it is used.
- Method: explain each stage of the recipe.



Then ask the children to write the recipe out as Winnie and Wilbur would make it. For example, under Ingredients for ratatouille they would list rats, and under Equipment Winnie would probably list a cauldron rather than a saucepan.

- Make and display illustrated recipe cards.
- If you have collected other recipes or invented your own, there may be enough to make up an illustrated book.





Laura Owen and Korky Paul

Giddy-Up, Winnie!

Laura Owen and Korky Paul

Giddy-Up Winnie!

Story 1 – Winnie's Tea Party

Read the story with the children and choose from the following activities

9780192728418 • PB

LITERACY/ART

Party Time!

The children are organising a party with Winnie, and want it to go with a swing. What food, games, prizes and entertainment would they have to make the party a big success? Get them to draw or write up their party ideas.

DT/ART

Winnie's Amazing Invention

- Winnie accidentally invents a four-spout teapot, which is just what she needs for giving all her relatives tea at once. What else might be a useful invention for a tea party? A flying cake plate or a sandwich flipper, for example?
- Decide what you would find really useful at a tea party and make a picture or model of it for display.



In Winnie's house, all kinds of objects have a life of their own! In this story, she has a letter box that eats letters.

- Get the children to imagine that objects in the classroom could come to life. What would the objects do, and what would they look like?
- Get the children to write a story called "The Day the Classroom Came to Life!"
- If they have time, they could illustrate their story.




Get the whole range of Winnie's adventures!

PICTURE BOOKS



9780192726438 | PB | £5.99
9780192726834 | PB+CD | £7.99
9780192728760 | BigB | £14.99




9780192726445 | PB | £5.99
9780192726681 | PB+CD | £7.99



9780192726476 | PB | £5.99
9780192726674 | PB+CD | £7.99
9780192728746 | BigB | £14.99



9780192726452 | PB | £5.99
9780192726704 | PB+CD | £7.99



9780192727268 | PB | £5.99
9780192727251 | PB+CD | £7.99



9780192791016 | PB | £5.99
9780192727282 | PB+CD | £7.99




9780192727688 | PB | £5.99
9780192727695 | PB+CD | £7.99



9780192726469 | PB | £5.99
9780192726698 | PB+CD | £7.99




9780192728562 | £5.99
9780192728579 | PB+CD | £7.99



9780192729088 | HB | £10.99
9780192729095 | PB | £5.99
9780192729101 | PB+CD | £7.99



9780192732187 | HB | £10.99
9780192732194 | PB | £5.99
9780192732200 | PB+CD | £7.99



9780192757470 | HB | £10.99



99780192755049 | HB | £15.99




Pack of 6 books and CD
9780192728463 | PB+CD | £19.99



9780192763570 | PB | £7.99



9780192729071 | PB | £7.99




9780192729910 | PB | £7.99


YOUNG FICTION



9780192725776 | PB | £4.99



9780192727527 | PB | £4.99




9780192727510 | PB | £4.99



9780192725769 | PB | £4.99




9780192728418 | PB | £4.99




9780192728425 | PB | £4.99




9780192729118 | PB | £4.99



9780192729125 | PB | £4.99



9780192729897 | PB | £4.99



9780192729903 | PB | £4.99



9780192729064 | PB | £3.99




9780192729552 | HB | £12.99



9780192732149 | HB | £10.99

To order any of these titles, please contact the Oxford University Press customer services team: **T: +44 (0) 1536 452640 E: bookorders.uk@oup.com**

OXFORD
UNIVERSITY PRESS



www.winnie-the-witch.com