

How to run your own **MEG and MOG** Halloween Party

In Advance

Put your poster in your window to advertise the time of the event.

Encourage children to come dressed up.
You could award a prize for the best outfit at the end.

Make sure you keep the group to a manageable size,
no more than 20 children at the most.
Make sure their parents are there to supervise.



On the Day

Decorate your shop with pumpkins, balloons, rubber spiders, any Meg and Mog posters you have ordered and the Meg and Mog mobile.

Play music to create atmosphere - nothing too scary!

Read aloud from one of the many Meg and Mog books. Encourage the children to interact with the story, joining in with the "bang"s and "crash"es and with Meg's spell.

Then get them started on the activities in the pack.

Play the Pin the tail on Mog game (use blue tack and the picture from the events kit).

If there is space create a reading corner where parents can sit with the younger children and read along with them.

Give out a prize for the best costume.

Meg's Cauldron

Fill a big pot with prizes wrapped in black and green paper. Then have the children reach a hand in for the prize. The prizes could be any of the posters or mobile you may have ordered, or an original prize of your own!

Before the children leave you can give them a sticker to prove they have been to Meg and Mog's Halloween party.



MEG and MOG

Colouring Sheet





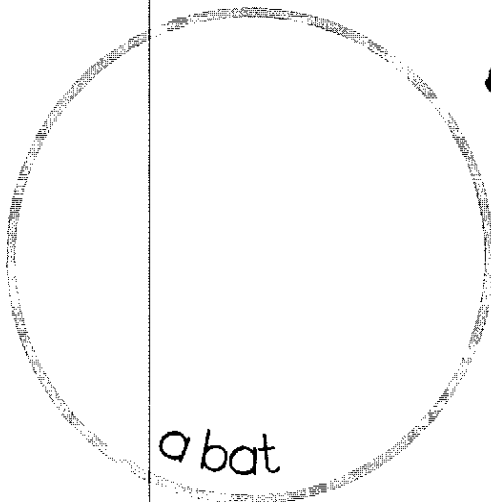


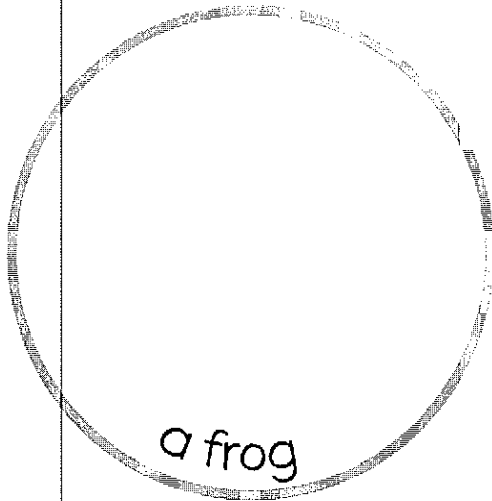
Illustration © Jan Perkowski



MEG and MOG

Help Meg and her friends make the
potion for their Halloween spell.

Draw:



MEG and MOG

Pin the tail on Mog







Illustration © Jan Penkowski



MEG and MOG

Which books do you have?



Colour in the stars underneath them



MEG and MOG

Spot the Difference

Can you spot the 4 differences between the pictures?



MEG and MOG



Meg has lost Mog.
Help her find her way through
the maze to find him.

