

# Scenario guidelines — Magical mosaics



You are going to be working in Magical Mosaics. This is a shop that designs and makes small mosaics for different customers. It is a very busy shop and is famous for making the best mosaics. Can you design new ones that your customers will love? Remember, they will only ask you to make a real mosaic if they like the designs you make, and if the cost is right!

## Planning a mosaic

- Read or listen to the customer's requests carefully.
- Think about what colours you are going to use.
- Check that you know where the centre and edges of your mosaic will be.

## Simple mosaics

These simple mosaics have no colour. What colours would you use?






## Symmetry

A symmetrical pattern is when one part is like a mirror image to the other.

Examples are a butterfly and a person's face.

With mosaics you can create very precise symmetrical patterns. Look at where the lines of symmetry are in these mosaics:



## Tips for effective working

- If possible, try to look at as many mosaics as possible before you start.
- Try sketching lots of ideas in rough and experiment with different colours.
- If you are working in a group, make sure everyone has something to do, and that you all agree on your plans.