



© Scholastic Ltd. 2013

# ECCENTRIC BRITAIN

**CONTENT AREA: UK CULTURAL STUDIES**

## LEVEL

### Common European Framework level B1

This level is suitable for teenage students who have been learning English for at least two years, and assumes a knowledge of approximately 1500 headwords. It corresponds to level 3 of the Scholastic Readers series.

## WHAT ARE THE SCHOLASTIC DVD READERS?

The Scholastic DVD Readers are a series of non-fiction graded readers with supporting DVD material. Based on popular TV factual series and documentary films, the Scholastic DVD Readers present teenage students with engaging content that covers a range of curriculum content areas.

The reader itself tells the story of the episode or film in graded language, providing students with background information and context, as well as language support, before they watch the clips that follow each chapter. The DVD clips are taken from the original TV show or film and expose students to authentic English, supported by a simplified voiceover and subtitle option, and provide an excellent opportunity for audio-visual comprehension practice.

## USING YOUR SCHOLASTIC DVD READER

The Scholastic DVD Readers are suitable for students to use autonomously or in class.

### Autonomous reading

Each student chooses a title that appeals to them personally and reads at home, watching the DVD clips after finishing each chapter and completing the activities. Teacher provides answer key for checking.

### Class / teacher-led reading

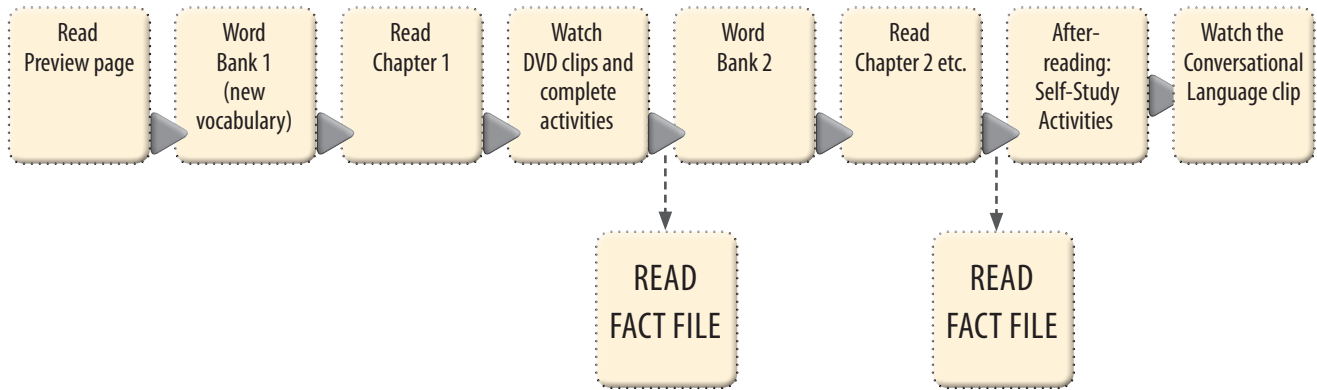
You will usually need two forty-minute classes to complete a chapter. Use the Word Bank page to introduce the new vocabulary before students read the chapter independently. Set a time limit. (Early finishers could read one of the Fact File pages.) Students watch the DVD clips together, answer the activities and discuss the chapter as a class.

### Autonomous & class reading

Choose a reader that will interest your students. Read the Preview page and watch the first clip in class, then set a class reading schedule. For example, students read a chapter for homework, then watch the DVD in class together, completing the activities.

## STRUCTURE OF A DVD READER

The structure of each DVD Reader is carefully conceived so that students gain optimum benefit from their reading and watching experience.



### PREVIEW (pages 4–5)

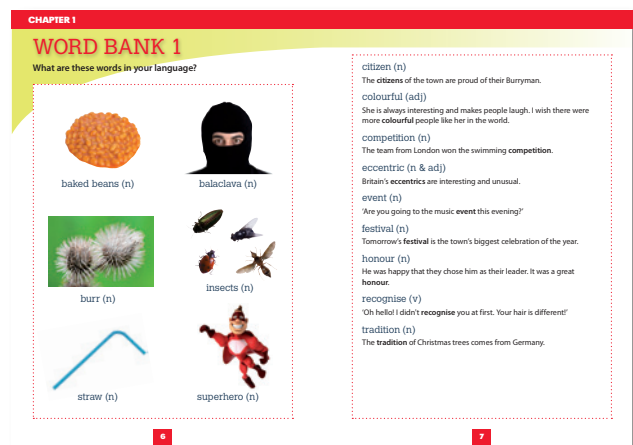
Students should read the Preview page before beginning the reader. This section provides background information to the TV show or film and presents the overall themes, the main characters and locations. After reading, students watch a short introductory DVD clip. The clip is accompanied by a while-watching comprehension question.



### WORD BANK

Each chapter is preceded by a Word Bank which presents the content area vocabulary that will appear in the chapter that follows and on the DVD voiceover. Students should familiarise themselves with the new words, using a dictionary if necessary to check meaning, before reading the chapter.

In later chapters, Vocabulary Review activities are provided. These review vocabulary from the preceding Word Banks and chapters.



## CHAPTERS

Each reader is divided into three or four chapters. The function of each chapter: to provide students with extensive reading practice, to enrich their understanding of the topic through extension material, and to act as comprehension support to students before they watch the corresponding DVD clips.

After reading each chapter, students watch one longer or two short clips from the DVD.

## WATCHING THE DVD CLIPS

The DVD clips are usually between two and three minutes long and link directly with the chapter that the students have just read. They contain a simplified voiceover containing structures and vocabulary familiar to students as well as the authentic English dialogue. The DVD menu contains a subtitle option for each clip.

We recommend playing each clip three times, twice with subtitles as students familiarise themselves with the content, and once without, depending on the confidence and overall level of the class.

Students should complete the DVD activities in the reader, as they watch the clips. The first activity is a while-watching activity; the second activity poses a slightly higher level of challenge, requiring closer attention to the content of the DVD. The section is usually rounded off by a freer activity which encourages students to think about what they have learnt and relate it to their own experience.

**Please note** As the clips contain real English, the dialogue may sometimes be fast and colloquial. Students do not have to understand every word that is being spoken and the accompanying activities are designed so that students focus on the salient points within the clip.

Do you have any feedback on your Scholastic DVD Reader? Let us know at: [readers@link2english.com](mailto:readers@link2english.com)

## FACT FILES

Each DVD Reader contains two magazine-style Fact Files, with further cross-curricular or cross-cultural information on the topic. Each Fact File has a discussion question which can be used by the teacher in class. After reading the Fact Files, students answer the corresponding comprehension questions in the Self-Study Activities.




## SELF-STUDY ACTIVITIES (pages 46–7)

After completing the reader and watching the DVD clips, the students can complete the self-study activities. These provide further activities on the story as a whole, as well as exploiting the two Fact Files and presenting a short writing task.

## CONVERSATIONAL LANGUAGE (page 48)

The DVD clips provide a great opportunity to expose students to chunks of colloquial language in context. The final clip on the DVD pulls out a selection of conversational language from the preceding clips. Students watch the clips, then complete the activities.



## ANSWER KEY

### ECENTRIC BRITAIN

#### PREVIEW

(page 5)

#### ▶ CLIP 1

Burryman Day is on the second Friday in August.

#### CHAPTER 1, DVD ACTIVITIES

(page 16)

#### ▶ CLIP 2

- 1 a) agrees b) all day c) proud d) fishing  
e) 11,000 f) newspaper
- 2 The correct order is: c, e, a, d, b.
- 3 Students' own answers.

#### CHAPTER 1, DVD ACTIVITIES

(page 17)

#### ▶ CLIP 3

- 1 a) False (Some children do not like the Burryman.)  
b) True  
c) False (It's very hot inside the costume.)  
d) True  
e) False (She says it is a difficult job.)  
f) True
- 2 a) loves b) hiding c) realise d) feels  
e) change
- 3 Possible answers:  
*Best things:* Feeling proud. Being famous for a day. Bringing good luck to the town. Being part of an important festival. Being part of history.  
*Worst things:* Feeling uncomfortable. Getting very tired. Not sitting down. Not going to the toilet. Not eating. Bites from the insects.

#### CHAPTER 2, WORD BANK 2

(page 21)

#### VOCABULARY REVIEW

- 1 a) tradition b) eccentric c) competition  
d) election e) citizen
- 2 a) insects b) straw c) recognise d) charity  
e) policies

#### CHAPTER 2, DVD ACTIVITIES

(page 30)

#### ▶ CLIP 4

- 1 a) hat b) 1964 c) 200 d) 1957 e) rock'n'roll
- 2 a) False b) True c) False d) False e) True
- 3 Students' own answers.

#### CHAPTER 2, DVD ACTIVITIES

(page 31)

#### ▶ CLIP 5

- 1 a) iii b) i c) iii
- 2 a) iv b) iii c) i d) v e) ii
- 3 Possible answers: A cat used to be the joint leader. It was started in 1964. It was started by Screaming Lord Sutch (a rock'n'roll singer). The MRLP meets at a pub in Yateley, Hampshire. The MRLP colours are yellow and black. They have eccentric policies and eccentric members. They don't want to join the Euro. They want to show up the stupidity of the other parties.

#### CHAPTER 3, WORD BANK 3

(page 35)

#### VOCABULARY REVIEW

- 1 a) advertisement b) baked beans c) costume  
d) objects e) superhero
- 2 a) insanity b) speech c) sense d) parliament  
e) candidate
- 3 a) iii b) iv c) i d) v e) ii

#### CHAPTER 3, DVD ACTIVITIES

(page 44)

#### ▶ CLIP 6

- 1 a) False (Baked beans changed Barry's life.)  
b) True  
c) True  
d) True
- 2 a) i b) i c) iii d) ii, iii and iv.
- 3 Students' own answers.

## ANSWER KEY

### ECENTRIC BRITAIN

---

#### CHAPTER 3, DVD ACTIVITIES (page 45)

##### CLIP 7

- 1** a) Captain Beany  
b) A superhero trying to get out  
c) More than £100,000  
d) He always makes people smile  
e) Having a bath in baked beans
- 2** a) iii b) v c) i d) iv e) ii
- 3** Possible answers: He wears orange trousers (or tights) and red boots. He wears an orange shirt with 'CB' on it. He wears orange gloves. He has sunglasses and he puts orange makeup on his face. He carries an orange gun. His shoes/boots are red.

#### SELF-STUDY ACTIVITIES (pages 46–7)

- 1** a) John, his dad and a few friends collect the burrs.  
b) Because people thought that bad luck would stick to the burrs. They thought this would help them catch more fish.  
c) Because Lord Sutch (the leader until 1999) died.  
d) It has very eccentric policies. Possible answers: One hour of silence between 12 and 1pm to show sadness for time lost through work. Travel through London on floating bicycle. Never wake up before 9am. No more school homework. Sell socks in packets of three. Paint roads red to match British maps. Give free chocolate to people without jobs and anyone over 65 years old.  
e) He always does fundraising in ways which catch people's attention.  
f) London Marathon, Race for Life, Red Nose Day.

- 2** a) spring b) ruler c) boat d) town  
e) produce f) the Houses of Parliament
- 3** a) Salvador Dali, 1936  
b) Lewis Carroll, 1855  
c) Steve Jobs, 1976  
d) 1864, Lewis Carroll
- 4** a) La Tomatina  
b) Kurama Fire Festival  
c) Songkran  
d) La Tomatina  
e) Songkran  
f) Kurama Fire Festival

#### WRITING

Students' own answers.

#### CONVERSATIONAL LANGUAGE (PAGE 48)

##### CLIP 8

- 1** a) iv b) iii c) ii d) i
- 2** a) I love them to bits!  
b) I can't put my finger on it.  
c) You're a loony!  
d) I'm going to make the most of it!