
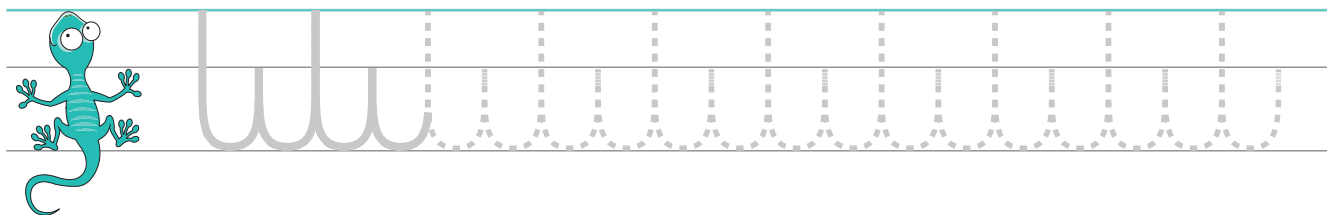


# Straight down shapes

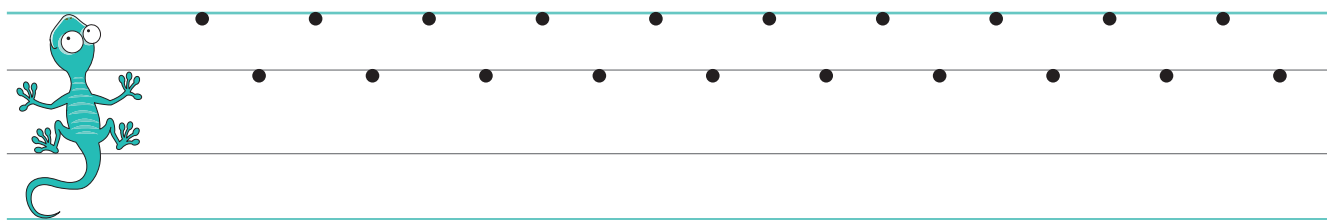
Keep your lines straight and parallel.  
Make your exits smooth, not sharp.





Trace over the patterns.





Write the straight down patterns. Join the dots.




Write your own straight down patterns.




How did you do?  

# Capital A and B



Are your **A** diagonals slanting?  
Are the two circles of your **B** the same size?

Trace over the lower-case **a** and **b** and the capital **A** and **B**.  
Then write some of your own.



Write **A** and **B** on the line below.

Complete the sentences by adding the capital letter.

\_\_\_pril comes after March.


\_\_\_pril comes before May.

\_\_\_ring the stuff here!

\_\_\_ye bye Bob!



How did you do?



# Number 2


Trace over the big number, dots and word.  
Then complete the lines.



two



Count the number of turtles and write the number on the lines.




---



---



---



---

Write your own number 2 on the line.

---

How did you do?

