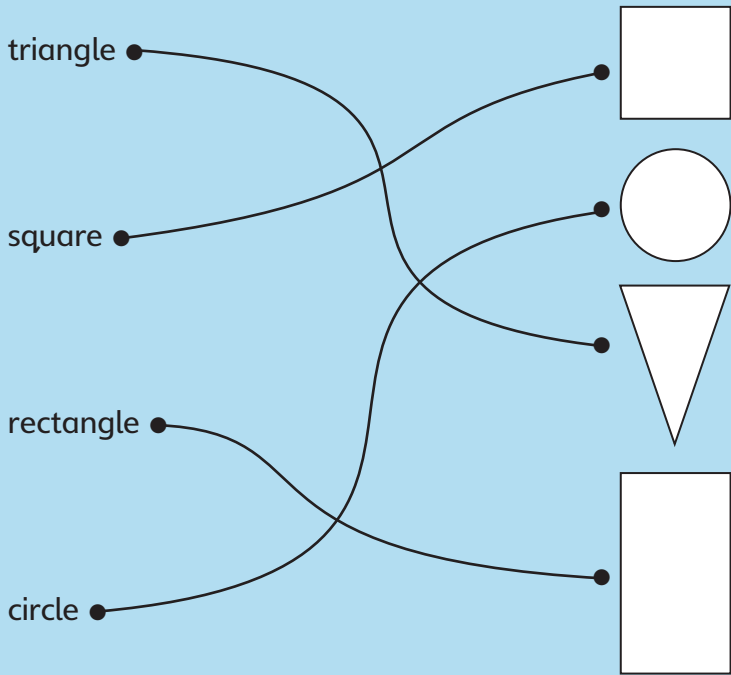



Guidance and mark schemes for mathematics: Year 2

Contents	Page
About this pack	4
● Using the practice papers	4
About the tests	5
● Aural questions	5
Advice for parents and carers	6
● How this pack will help	6
● Tips	6
Advice for children	7
Test coverage	8
Marking and assessing the papers	9
● Interpreting answers	9
Written methods for addition and subtraction	11
National standard in maths	12
Aural questions	13
Mark scheme: Set A	14
● Paper 1	14
● Paper 2	15
Mark scheme: Set B	19
● Paper 1	19
● Paper 2	20
Notes	23

Mark scheme Set A: Paper 2

Q	Answers	Marks
Practice	9	
1	25	1
2	<div style="display: flex; align-items: center;"> <div style="margin-right: 20px;"> <p>triangle •</p> <p>square •</p> <p>rectangle •</p> <p>circle •</p> </div>  </div> <p>Award 1 mark only if all answers are correct.</p>	1
3	28°C	1
4	12	1
5	6 Award 1 mark if 6 buttons are circled or marked in some way.	1
6	61 < 63 54 > 45 Award 1 mark only if both answers are correct.	1
7	✓ ✗ Award 1 mark only if both answers are correct.	1
8	Circled digits are: 3, 2, 9 Circled digits are: 4, 3, 6 Award 1 mark only if all answers are correct.	1
9		1
10	7p	1



Set A: Paper 1

1.

$4 + 9 =$

Marks

1

2.

$17 - 10 =$

1



Set B: Paper 2

4.

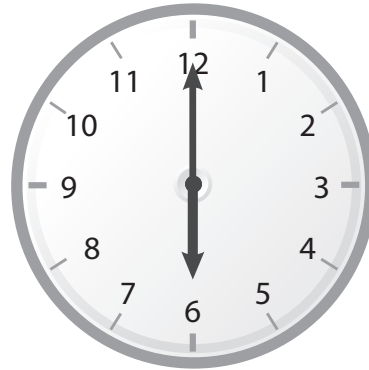


Marks


6 o'clock



20 past 9



quarter to 4



five to 6



1