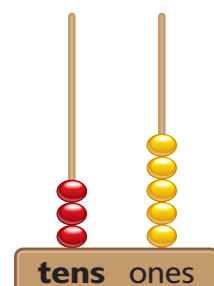


# Recognising place value in 2-digit numbers

## Learn

2-digit numbers are made from a tens digit and a ones digit.



A 2-digit number can also be made on an abacus.

Count the tens on the abacus to give you the tens number.


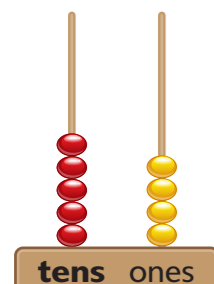
Ten, twenty, thirty.

Now count the ones on the abacus to give you the ones number.

One, two, three, four, five.

The abacus shows 35.

Here is another abacus. Read the number.

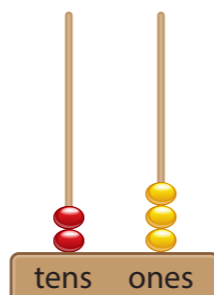


5 tens and 4 ones... it's 54!

Now draw an abacus and show 37.

### ✓ Tip

Try drawing your own abacus to help you to read a number. This abacus shows 23.



## Talk maths

Here are some numbers made with tens and ones.

Say each number aloud.

30 and 5

40 and 6

70 and 8

We can write these using just one digit for the tens and one digit for the ones.

35

46

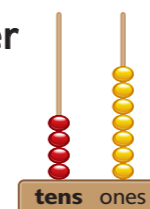
78

Try saying some other numbers aloud and challenge a partner to write them.


## Activities



1. Write the 2-digit number for this abacus.



2. Copy this abacus and show 51 on it.



3. Look at these numbers. Write the number with the largest tens digit and circle it. Write the number with the smallest ones digit and underline it.

45 26 61 53

## Problems

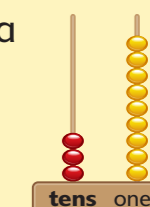
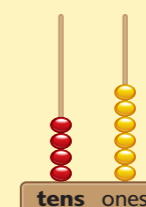


### Brain-teaser

How many more is on Darina's abacus than on Mina's?

Darina

Mina



### Brain-buster

Tamsin shows 74 on an abacus. She adds one more ring to the tens. Then she adds three more rings to the ones. What number does the abacus show now?