

Super sentences

Objective

To write simple sentences that include the GPCs and common exception words taught so far.

Background knowledge

The children should now be more adventurous in the words that they attempt to spell – they should have a secure grasp of the 44 phonemes and begin to understand that the phonemes have more than one spelling variation, but that some are more common than others. They should also be aware that there are some common exception words that contain unusual GPCs. They should be given opportunities to use their spelling skills to write simple sentences to practise the newly learned GPCs as well as common exception words. With the spelling of tricky words, remind the children to use their skills to decode and sound out parts of the word that have familiar GPCs as well as remembering the tricky parts.

Activities

● Photocopiable page 116 'Making sentences'

The pictures provided on the photocopiable sheet are good starting points for focusing on spelling accurately within simple sentences. Use these to focus on days of the week. For example: *On Monday, I went to the farm.* They could also be used for highlighting the use of tricky words, by either creating a simple sentence using a given tricky word or locating them once the sentences are written. Invite the children to read out their sentences, sounding out each phoneme. Suggest that they check their spellings after they have done this. Do they want to change anything?

● Photocopiable page 117 'The fairy house'

Use the photocopiable sheet to focus on recognising and using tricky words within sentences. As the children focus on each sentence, encourage them to read it out, followed by the tricky words in the box, so that they can decide on which word to write. Once they have completed the activity, ask the children to use a colouring pencil to underline the tricky words in the

sentences. Note that many tricky words are often used in sentences and highlight the importance of being able to learn and spell them.

● Photocopiable page 118 'My new best friend'

This activity allows the children to write simple sentences to describe an alien. A range of decoded words using GPCs are offered in a word box with the option for the children to also choose their own words. As they create their sentences, encourage the children to say them out loud first, to check that they make sense and are not too long. Encourage them to share their sentence ideas with a partner. Check that the children are 'sound talking' any words that they are not sure of as they spell them out. Note any tricky words that have been used correctly or incorrectly.

Further ideas

- **Creating tricky word sentences:** Create a set of tricky word cards and a few cards with themes, such as *the seaside*, *having a picnic* or *the dragon*. Put them in piles face down on the table. Let the children choose four tricky words each and one theme. Let them orally make up simple sentences about the theme using the tricky words. Hide the tricky words and ask the children to write the sentences on their whiteboards.
- **Sentence rhymes:** Use rhymes and simple poem structures such as acrostics, to encourage simple sentences about a theme or subject. Encourage the children to 'sound talk' the spellings they are unsure of and note any spelling patterns.

Digital content


On the digital component you will find:

- Printable versions of all three photocopiable pages.
- Answers to 'The fairy house'.
- Interactive version of 'The fairy house'.


Super sentences

Making sentences

- Make up a sentence to go with each picture.







Super sentences

The fairy house



- Use some of the tricky words in the box to complete the sentences.

friend one here house are

1. Look at this little _____.
2. My _____ says that a fairy lives in it.
3. There _____ three windows and _____ green door.
4. I wish I could live _____.

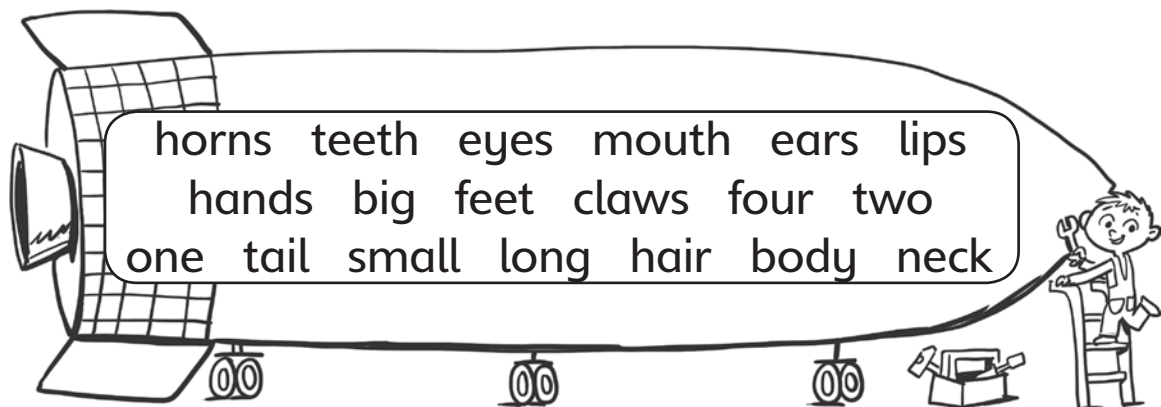
- Write a sentence about the house using one or more of the tricky words in the box.

Super sentences

My new best friend



- Make up three sentences about the alien in the picture above.
- Use some of the words in the rocket or use some of your own words.



My new best friend is an alien.

It has _____

- On a piece of paper draw your own alien and make up three sentences about it.