




***Let's Play! Animal Match* written and illustrated by Sebastien Braun**

1 - Introducing the book

- Read the book in small groups so children can see the pictures. Explore together the sounds the different animals make.
- Sing some nursery rhymes/songs that link with the animals mentioned, for example: Ride a cock horse, Baa baa black sheep, Hey diddle diddle, Five little ducks, Old Macdonald had a farm, Bingo was his name-o. Get children to make up actions to the songs and join in together. Children could take turns to pick one of the animals, and then everyone can sing the associated song.






***Let's Play! Animal Match* written and illustrated by Sebastien Braun**

2 - Number fun

- As you look at the book together again, ask children to practice tracing the number with a finger in the book, in the air, in a tray of sand, on a friend's back. You could then practise tracing the numbers over outlines on paper with a pencil.
- Show some number cards and say the numbers shown. Muddle them up – can children rearrange them in the right order? How many horses were there in the story? How many sheep? etc.
- Model how to play the dominoes game with a partner, as per the instructions on the back of the book. Children can take turns to do this in twos.
- Spread out the domino cards on the table. Take turns to roll a dice. Can children point to a section of one of the dominoes that has that number of animals? (If they roll a six, they can roll again).
- Look at some of the dominoes. Can children count up how many animals altogether on the domino card (e.g. five ducks add four cows = nine animals). Model how to write this as a sum. Practice writing domino sums for other cards.

Continued on next page






Let's Play! Animal Match written and
illustrated by **Sebastien Braun**

2 - Number Fun

- Play a game of 'Winner takes all' with the dominoes: two players put all the dominoes face down in a pile in the middle of the table. Both take a card from the top of the pile and turn it over. How many animals on each person's card? Can you find each person's number on the number line? Whose number is bigger? How many do you have to count on to get from the smaller number to the bigger number? The person with the highest number gets to keep both cards. Continue until there are no more cards left. The winner is the person with the most cards.





Let's Play! Animal Match written and
illustrated by **Sebastien Braun**

3 - Double dominoes

Print out some thumbnail-sized pictures of classroom objects or photos of the children's faces. Encourage them to cut them out, practising how to use scissors and cut accurately, so that they can make their own dominoes: How many are you sticking on this side? How many will you have here? How many altogether?





***Let's Play! Animal Match* written and illustrated by Sebastien Braun**

EYFS Early Learning Goals

Listening and attention (Communication and language)

Children listen attentively in a range of situations. They listen to stories, accurately anticipating key events and respond to what they hear with relevant comments, questions or actions. They give their attention to what others say and respond appropriately, while engaged in another activity.

Understanding (Communication and language)

Children follow instructions involving several ideas or actions. They answer 'how' and 'why' questions about their experiences and in response to stories or events.


Speaking (Communication and language)

Children express themselves effectively, showing awareness of listeners' needs.

Making relationships (Personal, social and emotional development)

Children play co-operatively, taking turns with others... They show sensitivity to others' needs and feelings, and form positive relationships with adults and other children.

Continued on next page





Let's Play! Animal Match written and illustrated by Sebastien Braun

EYFS Early Learning Goals

Self-confidence and self-awareness (Personal, social and emotional development)

Children... are confident to speak in a familiar group, will talk about their ideas, and will choose the resources they need for their chosen activities. They say when they do or don't need any help.

Moving and handling (Physical development)

Children show good control and co-ordination in large and small movements. They move confidently in a range of ways, safely negotiating space. They handle equipment and tools effectively, including pencils for writing.

Numbers (Mathematics)

Children count reliably with numbers from one to 20, place them in order and say which number is one more or one less than a given number. Using quantities and objects, they add and subtract to single-digit numbers and count on or back to find the answer. They solve problems, including doubling, halving and sharing.

Exploring and using media and materials (Expressive arts and design)

Children sing songs, make music and dance and experiment with ways of changing them. They safely use and explore a variety of materials, tools and techniques, experimenting with colour, design, texture, form and function.

