





Fiction: Reading

Introduction and advice

In the reading section of the fiction exam you will be given an extract from a story or novel and some questions to answer on the text.





You will be tested against the following assessment objectives for reading:

 AO1	<ul style="list-style-type: none"> Identify and interpret explicit and implicit information and ideas. Select and synthesise evidence from different texts.
 AO2	Explain, comment on and analyse how writers use language and structure to achieve effects and influence readers, using relevant subject terminology to support their views.
 AO3	Compare writers' ideas and perspectives, as well as how these are conveyed, across two or more texts.
 AO4	Evaluate texts critically and support this with appropriate textual references.

Differences between the exam boards



SNAP IT! Personalise it! Fiction: Reading

Board	
 AQA	<ul style="list-style-type: none"> Marks: 40 Time: 1 hour The extract will be a literature fiction text. It will be drawn from either the 20th or 21st century.
 Edexcel	<ul style="list-style-type: none"> Marks: 24 Time: 1 hour The extract will be from fiction written before 1900. (The extract will have been written after 1900 in the other boards' exams.)
 Eduqas	<ul style="list-style-type: none"> Marks: 40 Time: 1 hour You will be given one prose extract from literary prose from the 20th century.
 OCR	<ul style="list-style-type: none"> Marks: 40 Time: 1 hour Paper 2 focuses on fiction (it is Paper 1 for the other boards). There will be two extracts from different texts, and one of these might be literary non-fiction, such as autobiography or travel writing. You will be asked to briefly compare the texts. Both texts will be 20th or 21st-century prose.



NAIL IT!

When you open the exam paper, read the questions first and then read the extract. That way you will read with a strong sense of purpose, and that will help you to concentrate. Spend 15 minutes reading and preparing the text.



NAIL IT!

Notice how many marks are given for each question. Don't spend long on questions that carry very few marks. Leave yourself enough time for questions that carry a lot of marks.