

Contents

Introduction	5
Teaching Routine for Close Reading and Text Marking	9
National Curriculum Correlation	10
Comprehension Skill Summary Cards	11

Texts and Questions

Main Idea & Details

1	Thumbs Up! (320L)	Science Article (Human Body).....	14
2	Children’s Day in Japan (340L)	Culture Article.....	16
3	Here Comes a Carnival! (390L).....	Entertainment Article.....	18

Sequence of Events

4	Serving Star Fruit (260L)	Food Article	20
5	Visitors on a Farm (310L)	Friendly Letter	22
6	A Living Museum (520L).....	Museum Review.....	24

Fact & Opinion

7	About a Scooter (360L)	Description	26
8	Around the Edges (300L)	Nutrition Article	28
9	Word Pictures (400L)	Language Arts Essay	30
10	Into the Water (390L)	Sports Article	32

Compare & Contrast

11	Two Small Drums (320L)	Music Article	34
12	Two Ways to Fly (370L)	Transportation Article	36
13	Which Insect Is It? (310L)	Science Article (Insects).....	38
14	Auks and Hawks (290L)	Science Article (Birds)	40

Cause & Effect

15	Flash Floods (410L)	Earth Science Article.....	42
16	Ahhh...choo! (400L)	Health Article.....	44
17	A Little Big City (440L)	Social Studies Article	46

Problem & Solution

18	Pool Hero (370L).....	News Article.....	48
19	Malorie Blackman (540L).....	Author Study	50
20	Keeping Cool (480L).....	Social Studies Article	52

Answers	54
----------------------	-----------

Introduction

Texts For Close Reading and Deep Comprehension

Close reading involves careful study of a short text passage to build a deep, critical understanding of the text. By developing children’s comprehension and higher-order thinking skills, you can help them make sense of the world.

“A significant body of research links the close reading of complex text – whether the student is a struggling reader or advanced – to significant gains in reading proficiency, and finds close reading to be a key component of college and career readiness.”
(Partnership for Assessment of Readiness for College and Careers, 2012, p7).

Reading and Re-Reading For Different Purposes

The texts in *Close Reading* are carefully selected and deliberately short. This focuses children on purposeful reading, re-reading and responding. They learn about the topic through rich vocabulary development and deep comprehension.



Children re-read and analyse the text through questioning to explore:

- text structure and features
- key ideas and details
- connections/conclusions
- predictions/inferences
- words and phrases in context.

Children actively respond to the text using:

- higher-order thinking skills
- paired discussion
- written responses.

Text Marking: A Powerful Active-Reading Strategy

To improve their comprehension of informational texts, children must actively engage with the material. Careful and consistent text marking by hand is one valuable way to accomplish this. The true goal of teaching text marking is to help children internalise an effective close-reading strategy, not to have them show how many marks they can make on a page. Text-marking skills are encouraged in each passage.

Thumbs Up!

Read the article about the human body.
Then follow the instructions in the box.

Thumbs are special fingers.

All your fingers can move in and out.

All can move from side to side.

All can bend and wiggle.

All can move in a circle.

But only a thumb can touch
every other fingertip.

No other fingers can meet like this.

Try it.


Your thumbs help you grab
and hold things.


Can you pick up a penny
without using your thumb?



Text Marking

Find the main idea.
Find one detail.

 Circle the main idea.

 Underline a detail.

Thumbs Up!

► Answer each question. Use the article and photo.

1 Which is something ONLY thumbs can do?

- A bend and wiggle
- B move in a circle
- C touch every other fingertip

What helped you answer? _____

2 What do your thumbs help you do?

- A wiggle
- B pick things up
- C count pennies

What helped you answer? _____

3 Try to pick up a penny without using your thumb.

What happens? Write about it.

1 Main Idea & Details Name _____ Date _____


Thumbs Up!

Read the article about the human body.
Then follow the instructions in the box.

Thumbs are special fingers.

All your fingers can move in and out.
All can move from side to side.
All can bend and wiggle.
All can move in a circle.
But only a thumb can touch every other fingertip.
No other fingers can meet like this.

Try it.
Your thumbs help you grab and hold things.
Can you pick up a penny without using your thumb?



★ ★ Text Marking ★ ★

Find the main idea.
Find one detail.

 Circle the main idea.
 Underline a detail.

14 Close Reading Non-fiction 6+ SCHOLASTIC

◀ Sample Text Markings

Passage 1: Thumbs Up!

1 C; *Sample answer:* It says in the sixth sentence that only thumbs can do this.

2 B; *Sample answer:* The article says that this is something thumbs help you do.

3 *Sample answers:* It was really hard to grab the penny without using my thumb.


2 Main Idea & Details Name _____ Date _____

Children's Day in Japan

Read the culture article.
Then follow the instructions in the box.

Japan has a special holiday on 5 May. It is just for children.

It is called Children's Day.
This holiday is joyful.
Families spend the day together.
They honour their children.
They wish for them to be healthy and happy.
Fish flags wave in the air.
Children play games.
They eat treats like sweet rice cakes.



Fish flags

★ ★ Text Marking ★ ★

Find the main idea.
Find two details.

 Circle the main idea.
 Underline two details.

16 Close Reading Non-fiction 6+ SCHOLASTIC

◀ Sample Text Markings

Passage 2: Children's Day in Japan

1 C; *Sample answer:* The article says that fish flags wave in the air. It doesn't talk about the other things.

2 B; *Sample answer:* This is the only food the article talks about.

3 *Sample answers:* It is a family holiday. Children eat treats, play games and spend the day with their families.