


# Make Macca the Alpaca Finger Puppets

Find more activities at  
[www.mattcosgrovebooks.com](http://www.mattcosgrovebooks.com)




1. Colour in the alpacas anyway you would like
2. Cut out the puppets by following the dotted lines (You might need help from a grown up)
3. Use tape to join the side tabs together, forming a ring (Make sure the hole is the right size for you)
4. Put them on your fingers!
5. Act out some scenes and use funny voices!


This guy is called  
**Macca**  
He's an alpaca.



This here is  
**Reece**  
She's Macca's  
niece.




And this is  
**Roo**  
She's Macca's  
niece, too.



TIP: You might need  
to adjust the size of  
the tabs to fit each  
finger perfectly

Here comes  
**Drew**  
He's Macca's  
nephew.



This guy is called  
**Al**  
He's Macca's  
best pal.

