

# HOME AGAIN: ACTIVITY PACK



Produced in partnership with The Royal British Legion for the 75th anniversary of VE Day.

£1 per hardback, 50p per paperback or £1/50p per e-book from the sale of HOME AGAIN in the UK will be paid to Royal British Legion Trading Limited which gives its taxable profits to The Royal British Legion (Charity no. 219279)



## ACTIVITY SHEET

## MAKE YOUR OWN PAPER BUNTING

When war broke out in 1939, many Commonwealth nations sent men to fight alongside Great Britain. It is important to remember the sacrifices made by citizens of all members of the Commonwealth, as well as members of the Allied Forces.

This bunting is designed to help commemorate the soldiers and citizens from various Commonwealth nations and Allied Forces who lost their lives in the Second World War.

On the next few pages you will find flag bunting highlighting some of the Commonwealth nation and Allied Forces countries who contributed to the war effort.

We also have a template for you to print and draw on – you can add flags of other contributing countries or even write messages of thanks on for those who contributed to the war effort.

### **Instructions:**

Print your desired flag bunting, or print the template and make your own!

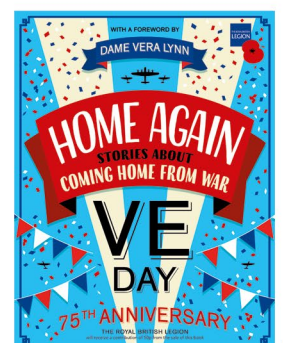
You will need a long piece of string or ribbon for hanging.

Cut the bunting to the outside lines.

Fold along the dotted line at the top of each flag.

Glue the tab down to the dotted line, over the string or ribbon.  
Repeat for each individual piece of bunting.

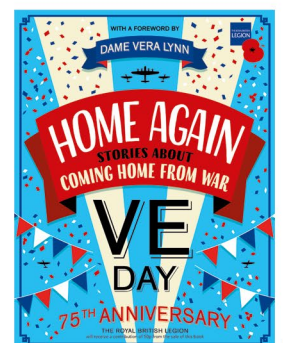
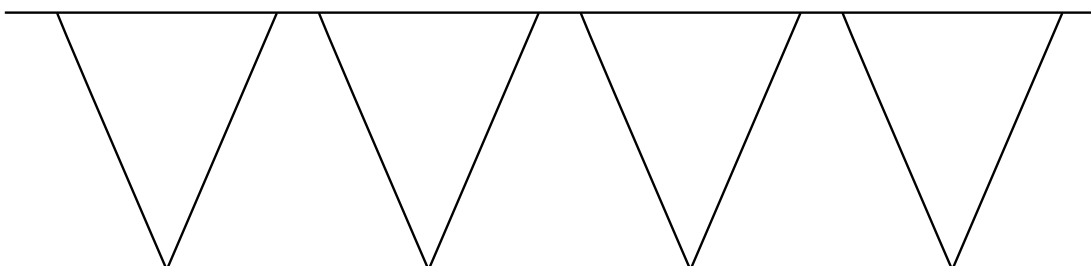
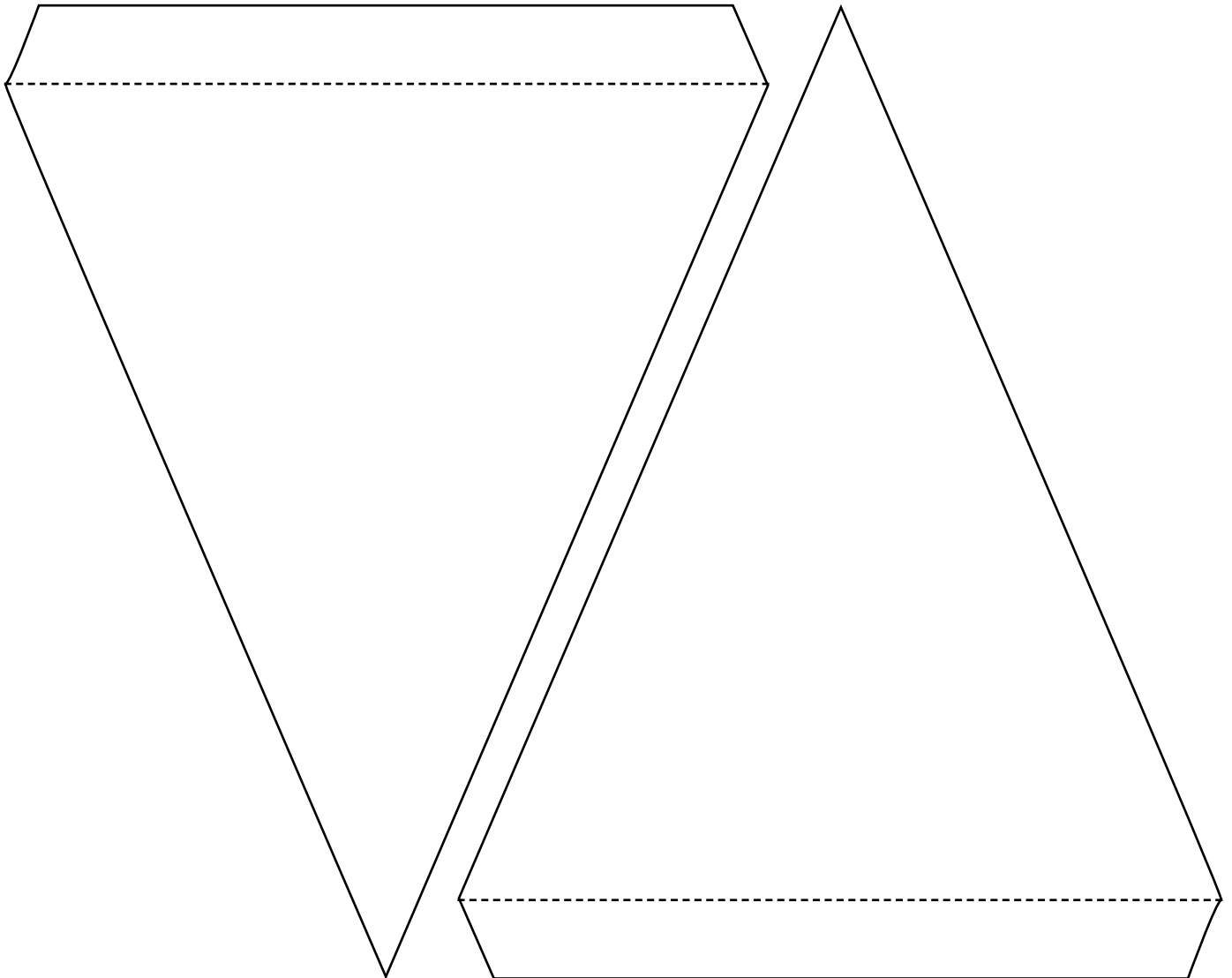
Then hang as desired!






# ACTIVITY SHEET

## BUNTING TEMPLATE

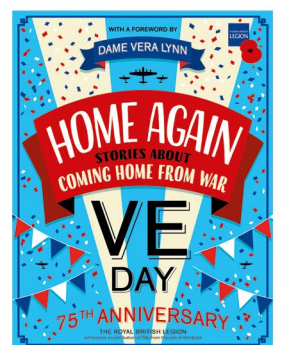




# ACTIVITY SHEET

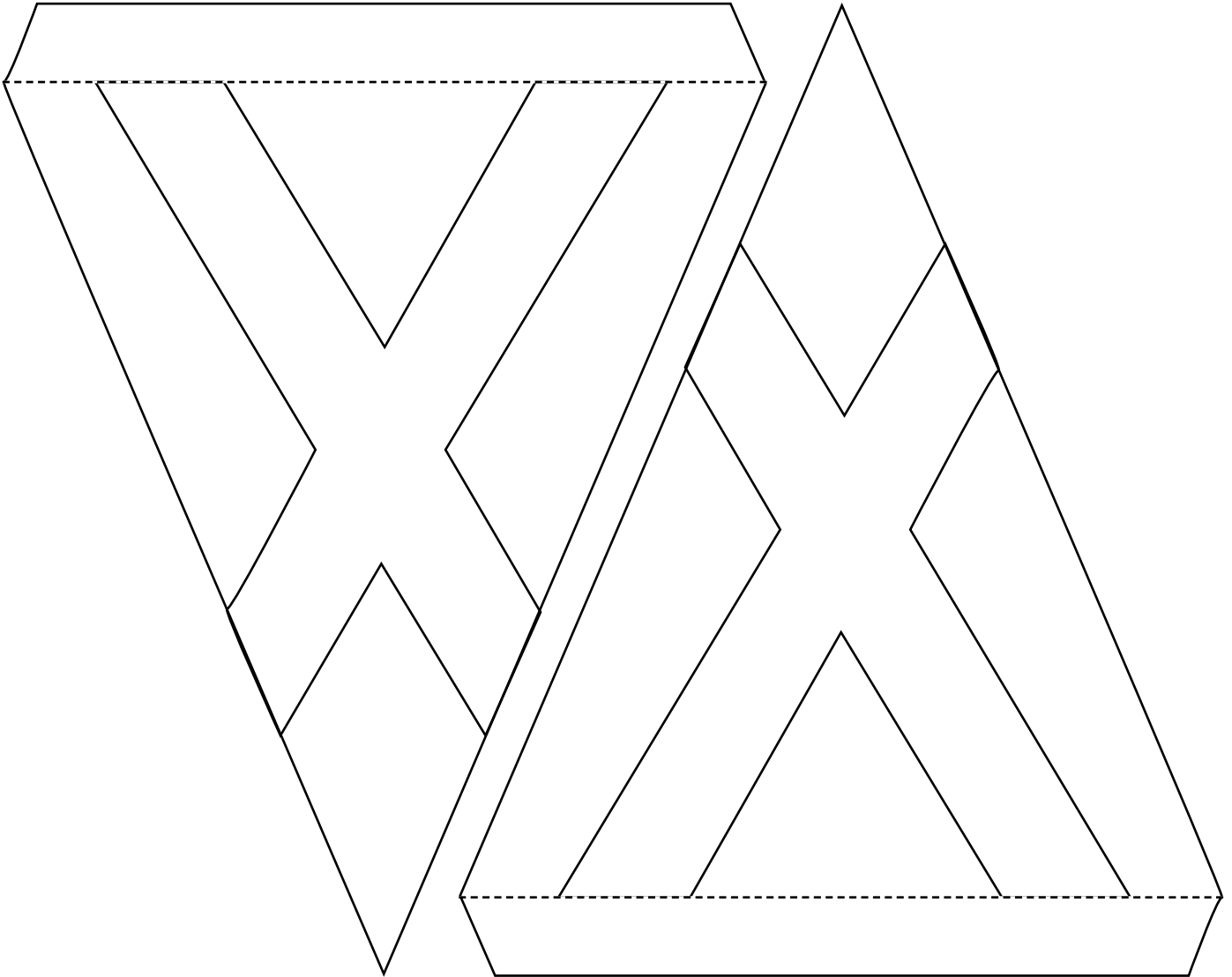


UNITED KINGDOM

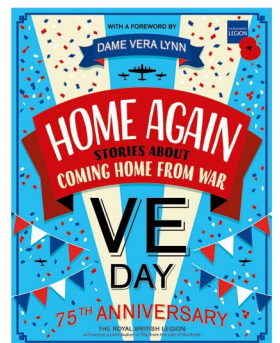




# ACTIVITY SHEET



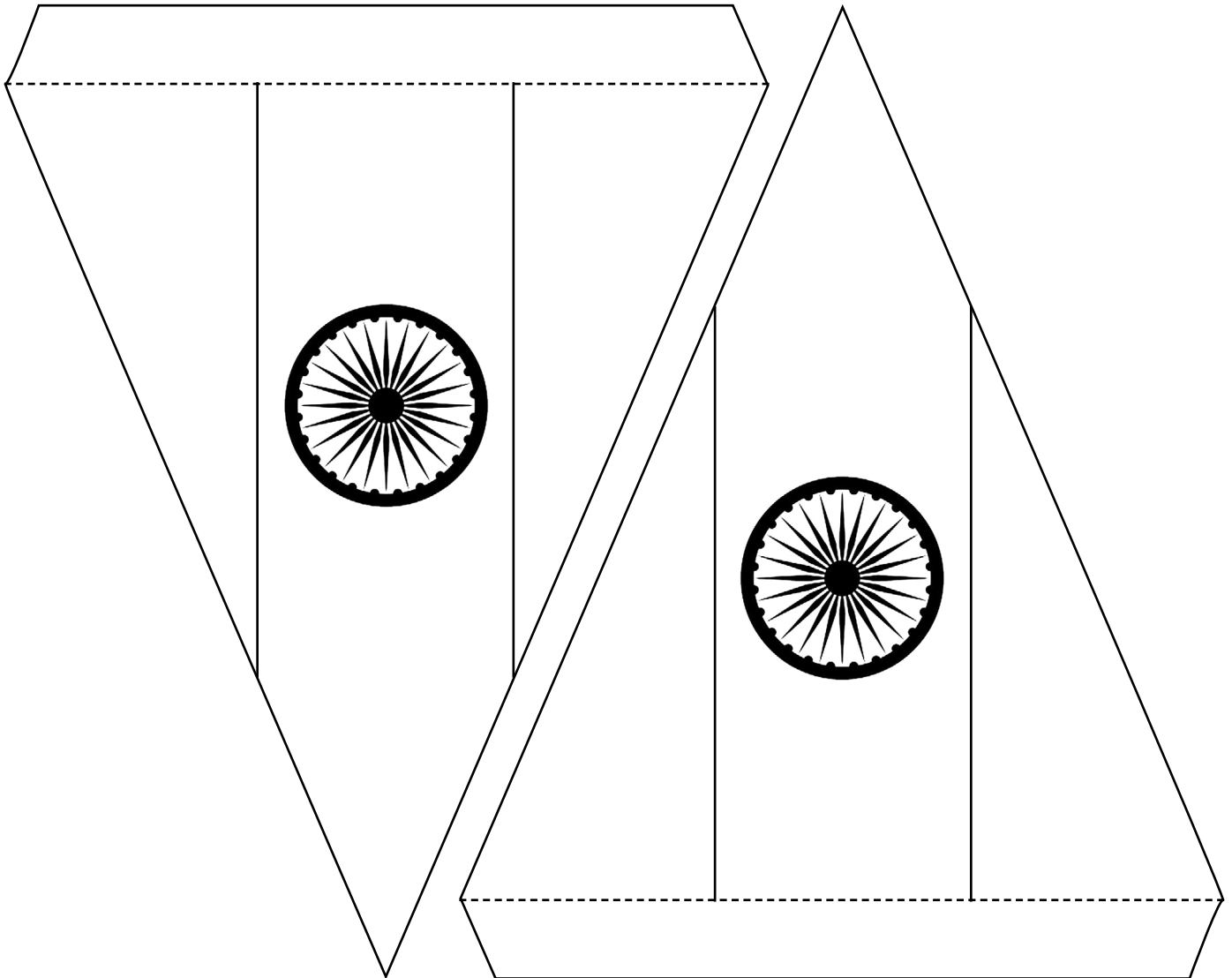
JAMAICA



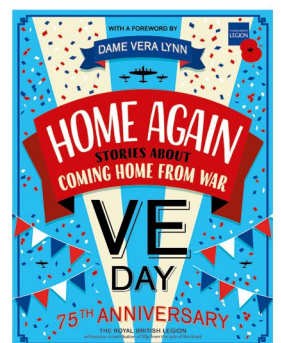




# ACTIVITY SHEET

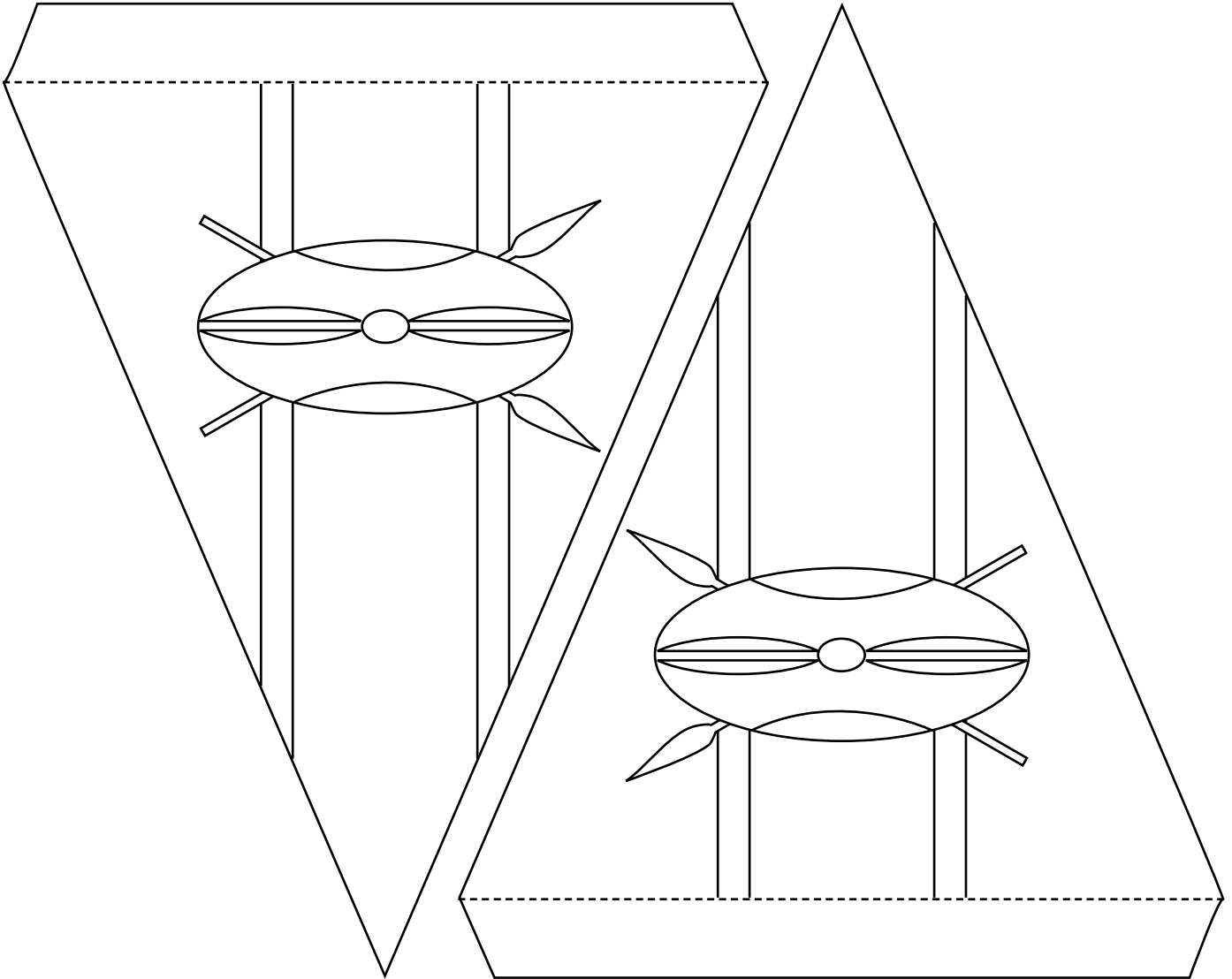


INDIA

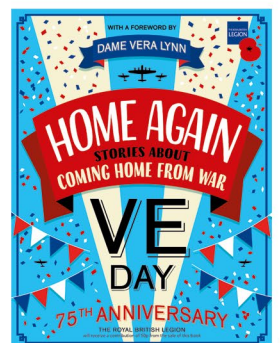




# ACTIVITY SHEET


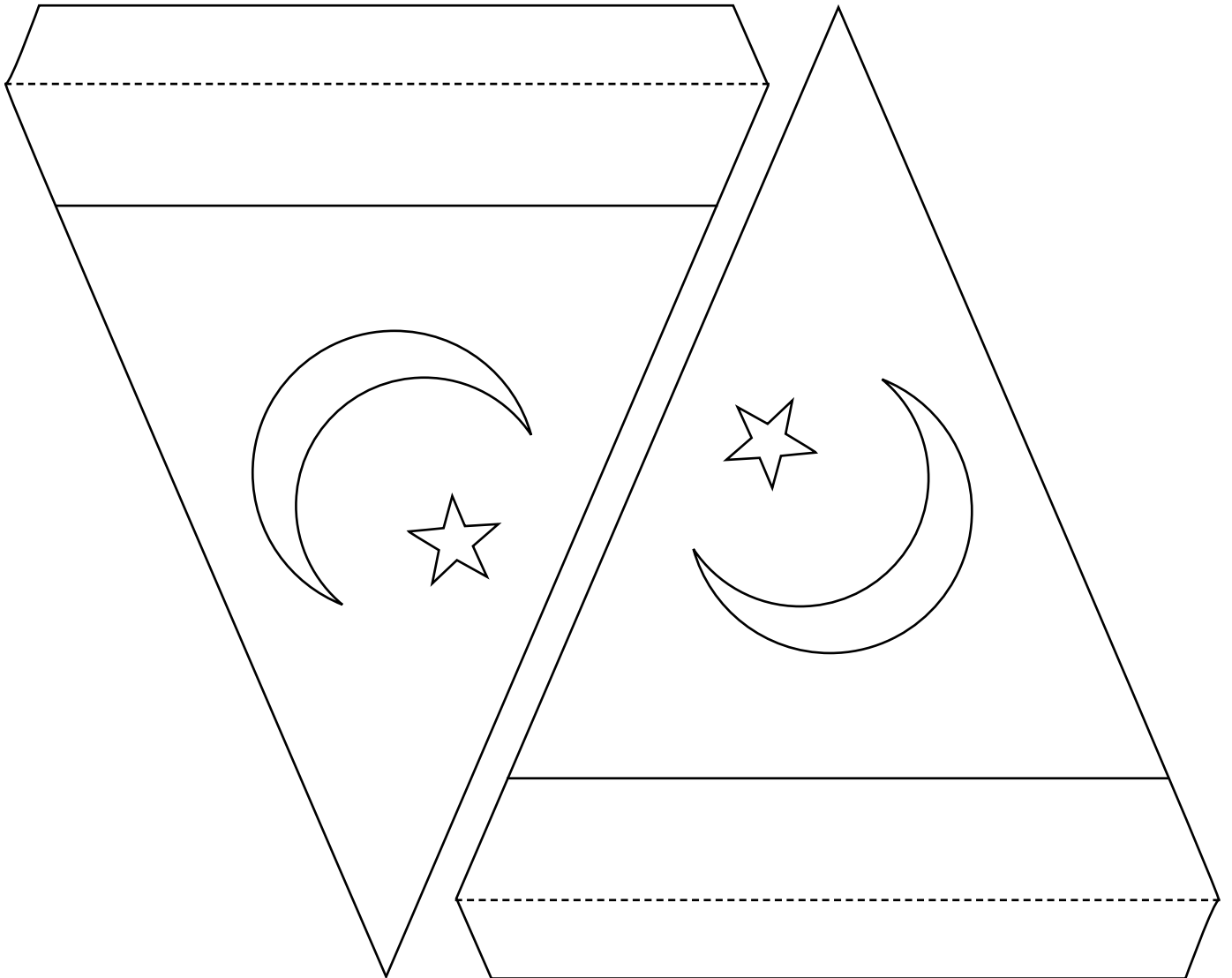


KENYA

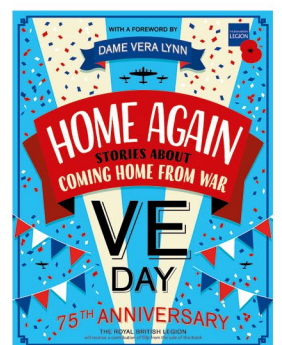




# ACTIVITY SHEET



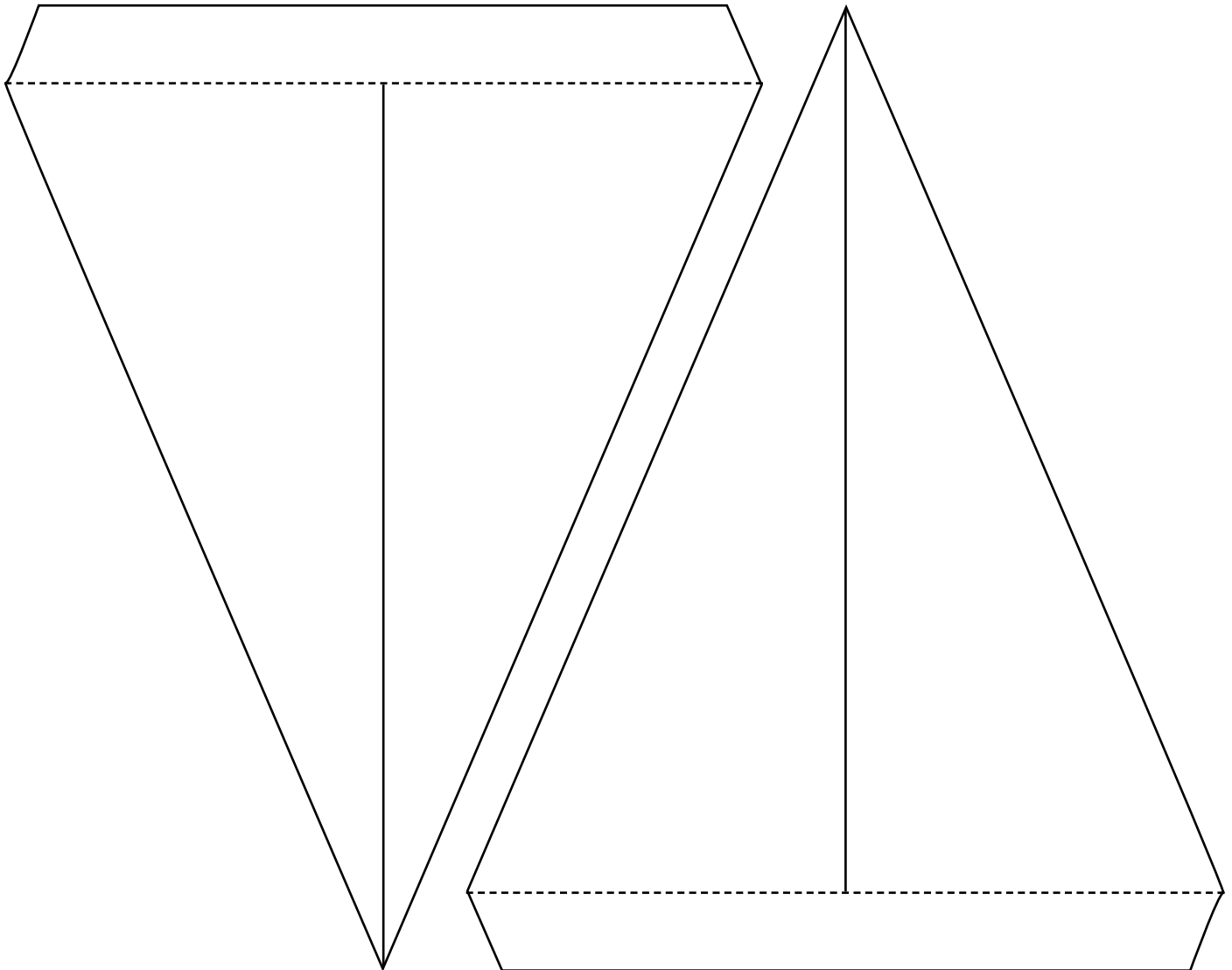
PAKISTAN



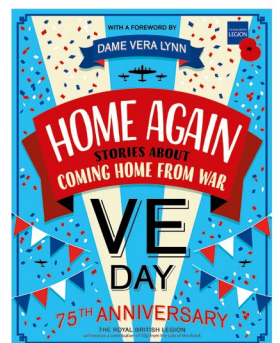




# ACTIVITY SHEET



POLAND





## ACTIVITY SHEET

## CARROT CAKE RECIPE

Carrots became a staple food during the war. They were nutritious, could be grown at home and were naturally sweet. Carrots were often used instead of sugar in recipes such as cakes so the family's precious sugar ration could be used for other things. Carrot cakes were a particularly popular wartime cake. Commemorate the Second World War by making a wartime carrot cake.

### WARTIME CARROT CAKE

- Preparation time - 20 minutes
- Cooking time - 40-45 minutes
- Serves 6

#### Ingredients

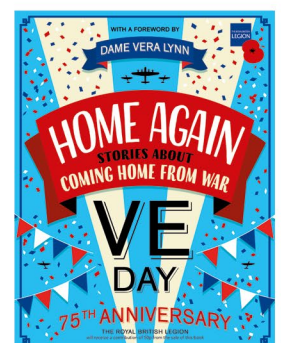
230g self-raising flour  
85g margarine or cooking fat  
85g sugar  
115g finely grated carrot  
55g sultanas  
A little milk or water  
1 reconstituted dried egg or 1 fresh egg

#### Method

1. Preheat oven to 220°C / 200°C (fan) / gas mark 7.
2. Sift the flour into a mixing bowl.
3. Rub in the margarine or cooking fat.
4. Add sugar, carrot, sultanas and egg. Mix well and then add sufficient milk or water to make sticky.
5. Pour mixture into a lined baking tin and cook in the oven for 40-45 minutes or until golden in colour.

**ALWAYS ASK  
AN ADULT TO HELP  
YOU WITH THE  
HOT OVEN**

Cake recipe courtesy of the National Trust:  
<https://www.nationaltrust.org.uk/croome/recipes/wartime-carrot-cake>









## ACTIVITY SHEET

## QUESTIONNAIRE

While commemorating the Second World War, it is important to give thanks to those who came before us, for the sacrifices they and their families made for us. It is also important to preserve the legacy of our families.

The below questionnaire has been designed for you to capture the legacy of your grandparents, parents, family friends or older relatives.

1. What is your full name and why were you named that? Did you have any nicknames growing up, or have you ever changed your name?
2. Where did you grow up? Can you tell me about what it was like to live there as a child and in a different era?
3. What do you remember most about your parents and your childhood?
4. Can you tell me a little about your life before the Second World War broke out?
5. Can you tell me what life was like during the war? How was daily life different?
6. How did the Second World War shape or change your life?
7. How did you feel when you heard the war was over?
8. How did things change for you after the Second World War?
9. Is there one thought you'd like to share about your wartime experience?
10. What does home mean to you? Has your idea of home changed over the years?

