



[www.scholastic.co.uk/connectors](http://www.scholastic.co.uk/connectors)

Colour bands:

Orange

Turquoise

Purple

Gold

Silver

Emerald

Ruby

Sapphire

Ages:

9+

10+

11+



# Practice Cards: 6 Student cards & 1 Teacher card per title







# Practice Cards: Same Text for Students and Teacher

Most monkeys live in warm places, but not snow monkeys. They live high up in the mountains, where it is freezing.

Snow monkeys have red faces and short stubby tails. In winter, they grow thick, furry coats.

When snow covers the ground, the snow monkeys sometimes come down from the mountains and have a bath in hot pools. They play in the hot water while snow falls on their heads.

The young snow monkeys make snowballs and roll them along the ground to make them bigger.

Scientists have found out that snow monkeys can make up new ways to do things.

One day a scientist left a sweet potato on the sand. A young snow monkey picked up the sweet potato and washed it in the water. Its mother saw what it was doing and washed a sweet potato too. Then other snow monkeys began to copy them.

Now most snow monkeys wash their food before they eat it. Not many animals do this!

Snow monkeys are now protected, but they can be a pest to farmers when they eat their crops.



Snow monkeys live in the mountains of Japan.





# SCHOLASTIC






# Practice Cards: 2 titles per colour band

(6 student cards & 1 Teacher Card per title)



Orange



Turquoise



Purple



Gold



The Odd Fish



Dangerous Wildfires



Snow Monkeys




Silver







Emerald



Ruby



Sapphire







# Practice Cards: Notes on the Box

## About the Cards

There are 16 cards. Two cards at each level (orange to sapphire) – one fiction and one non-fiction.

One teacher version of the card (with supporting notes) and six student versions are included for each.

### When to Use the Cards

Use the cards to introduce a new level to a group before moving onto the readers.

### How to Use the Practice Cards

When you first open the box, place all of the student cards horizontally. The vertical teacher cards act as index cards for each title.



Choose the fiction or non-fiction title for the level. Use the teacher's practice card and give students the student version.

Follow the notes on the teacher's card:

- modelling
- encouraging student input
- independent practice of the strategy.

Repeat the process with the second card in the next session.

## Transition to *Connectors* Group Independent Books

In the following sessions, give students the *Connectors* books at their level and allow them to work independently with their peers, gradually releasing your control.

It is important to remain part of the group, but not necessarily as the leader. This provides an opportunity for further observation and collection of data.



# Practice Cards: Notes on the Box



## Importance of Reciprocal Teaching Approach

The reciprocal teaching approach has been shown to increase both reading and listening comprehension and has demonstrated that students transfer the learning into other contexts.

Professor John Hattie identified reciprocal teaching as highly effective in improving student achievement and ranked it as the third highest impact on achievement of any teaching strategy. (Hattie, 2009)

## Purpose of the Practice Cards

The purpose of the practice cards is to practise the particular comprehension strategies of ASKING QUESTIONS and SUMMARISING by a teacher-led instruction and strategy demonstration.

Asking questions and summarising are two of the comprehension strategies that are often the most challenging for readers when participating in the reciprocal approach.

Although these comprehension strategies don't usually happen in isolation, students must understand how these strategies work before applying them independently.

With the teacher's guidance, students will revise their strategies at the beginning of each new level. As well as providing further practice, it is an opportunity for the teacher to collect data about a student's understanding, confidence, oral language and engagement.

 SCHOLASTIC



9 780702 331633

Connectors Series – Developed by Jill Eggleton

© 2024 Global Education Systems Ltd,

Text © by Jill Eggleton

Connectors Practice Cards

This British adaptation published by Scholastic 2024

All rights reserved. These cards are sold subject to the condition that they shall not, by way of trade or otherwise, be lent, hired out or otherwise circulated without the publisher's prior consent.

No part of this publication may be reproduced, stored in a retrieval system, or transmitted, in any form or by any means, electronic, mechanical, photocopying, recording or otherwise, without the prior permission of the publisher.

ISBN 978-0-702-33163-3





# Practice Cards: Notes on the Box



*Connectors* is a groundbreaking reciprocal reading series for peer-to-peer learning which sees children working in independent groups of up to six, as they read and debate a book together. Clear prompts show the leader how to focus the discussion and work with their group to predict outcomes, clarify issues, ask questions and evaluate content.

This collaborative approach, recommended by the Education Endowment Foundation, develops teamwork as well as speaking, listening, comprehension and evaluation skills.

Formal classroom trials of *Connectors* show children's reading age leaping forward by an average of 9.1 months in just 12 weeks.


*Connectors Practice Cards* make the transition to independently working with peers effortless.





Colour Bands:  
Blue  
Green  
Orange






























































[scholastic.co.uk/  
connectors-starters](https://scholastic.co.uk/connectors-starters)



Colour bands:	Sapphire
Orange	Ages:
Turquoise	9+
Purple	10+
Gold	11+
Silver	
Emerald	
Ruby	



[www.scholastic.co.uk  
/connectors](https://www.scholastic.co.uk/connectors)

	Book Band										Ages		
Comprehension type	Blue	Green	Orange	Turquoise	Purple	Gold	Silver	Emerald	Ruby	Sapphire	9+	10+	11+
Predicting													
Clarifying													
Questioning													
Summarising													
Giving Opinions													
Making Connections													
Visualising													
Inference											