



Book Talk



AGES 6+

Engage and inspire your pupils with a Book Talk!



Look out for me at
your Book Fair!

AGES 6+

Price	£5.99 / €7.20
Case	Read Alone
Author	Philip Ardagh
Illustrator	Mike Gordon
Publisher	Scholastic Children's Books

Using this book in your classroom

Themes

This book would be a very useful resource for topic work on **dinosaurs**. The comic strip format will appeal to most children including those who struggle with conventional non-fiction formats.

Summary

Anything can happen in Henry's house – and it often does! Join Henry and Jagers the caretaker as they explore the house and meet some very unusual (not to say prehistoric) guests. Along the way, you will discover a lot of fascinating facts about dinosaurs and other prehistoric creatures. And if you venture into Magnus Boffin's shed, you might even meet some real live ones!

This funny and appealing non-fiction book presents key facts about dinosaurs and other prehistoric animals in a very accessible way through lively comic strips. There is plenty of detail to engage dinosaur experts and novices alike!

Did you know?

- Philip Ardagh travels the country with the Henry's House Roadshow, bringing the Henry's House books to children's books festivals and events. He recently won the Roald Dahl Funny Prize 2009 for *Grubtown Tales: Stinking Rich and Just Plain Stinky*.
- Mike Gordon is a prize-winning humorous illustrator whose work has been published in more than 18 countries.



The Story Session

1. Introducing the book


Talk about dinosaurs with the children. Do they know the names of any dinosaurs? Encourage any children who have some knowledge of dinosaurs to share this with the class. Flip through the book together and ask: "Does this look like a fiction book or a non-fiction book?" If children say it looks like a fiction book, turn to pages 22-23 and read these to the children. Do they notice the non-fiction features, e.g. the facts about the different runners in the race, the indication of scale on the pictures, etc.?

2. Reading the story

- Read the first page (page 5) together. Pause and share predictions about what the book will be about. Who do the children think the non-human guests in Henry's house might be?
- If there is time, you could read the rest of the book together. When you have finished reading, ask the children which was their favourite section. Encourage them to give reasons rather than just expressing a preference. For example, did they like the humour in the section, or did they enjoy reading particular facts?
- If you do not have time to read the whole book, you could focus on pages 5 to 29, or ask children to select a specific section from the Contents page (page 4). Pause during the reading and encourage the children to talk about what they have read.

3. Follow-up

- Pick out a few facts from the book and present them as a quiz for the children. You could ask them to skim the whole book to find the answers, or give them page references to help them. For example: "What does the word 'dinosaur' mean? Look at pages 8 to 9," or "What are coprolites? Look at pages 24 to 25."
- Ask the children to work in pairs to write some more questions of their own, based on the facts in the book. They can then swap questions with another pair, and see how many they can get right.
- Encourage the children to find out more about dinosaurs using other books (such as *Do you Know Dinos? T-Rex* by Helen Greathead or *Horrible Science Spotters' Guides: Dinosaurs* by Nick Arnold). They could also look at the Natural History Museum website, which has a good section containing dinosaur information aimed directly at children: www.nhm.ac.uk/kids-only



YOU TELL US

- Did you use these notes to have a Book Talk in class?
- Were they helpful?
- Are there any changes you'd like to see to make them more useful?

We're always happy to hear your comments, so please email us!
For the UK, email: bookfairs@scholastic.co.uk
For Ireland, please email: bookfairs@scholastic.ie